FRANÇAIS | DEUTSCH | ITALIANO | NEDERLANDS

ŒRTLI

PKX-340/II
PKR-340/II

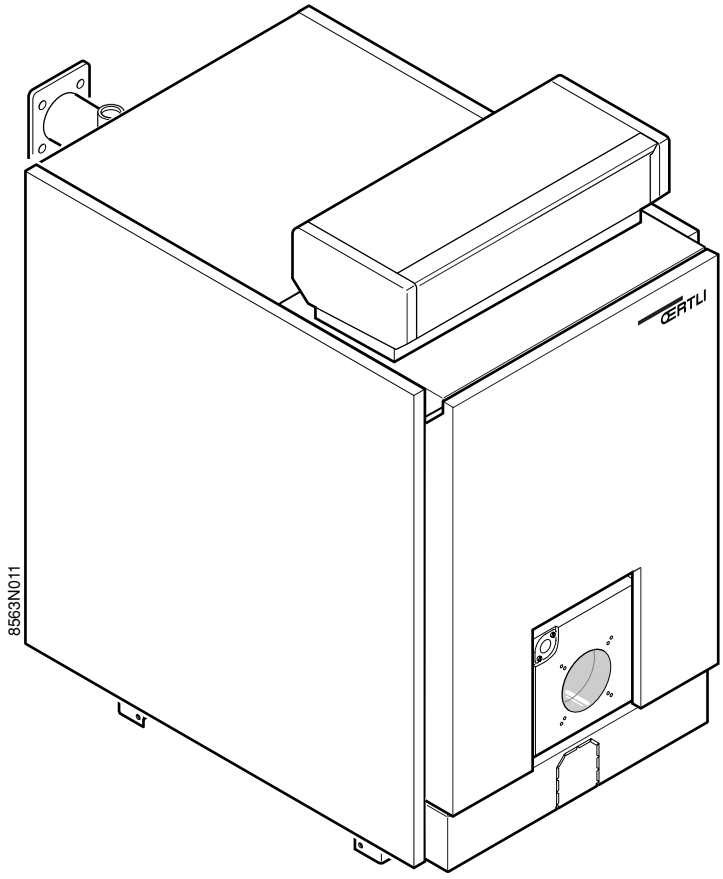

F **MONTAGE**

D ***MONTAGE***

I **MONTAGGIO**

NL ***MONTAGE***

160327a 27/04/04 - 94863866

85634010 A

Colisage : Avant de commencer l'installation de votre chaudière, vous pouvez vérifier d'après le tableau ci-après si vous êtes bien en possession de tous les colis la composant.

Pour les options pouvant être montées sur ces chaudières, se reporter au tarif en vigueur.

Colis documents techniques		**PK-345/II**	**PK-346/II**	**PK-347/II**	**PK-348/II**	**PK-349/II**
1 Colis (composition selon pays)		1	1	1	1	1

Chaudières livrées avec corps assemblé (1)		**PK-345/II**	**PK-346/II**	**PK-347/II**	**PK-348/II**	**PK-349/II**
Corps de chaudière assemblé (composition selon modèle)		1	1	1	1	1
Accessoires	Colis	FD15	FD15	FD18	FD19	FD20

Chaudières livrées avec corps non assemblé		**PK-345/II**	**PK-346/II**	**PK-347/II**	**PK-348/II**	**PK-349/II**
Elément avant	Colis 8219-0002	1	1	1	1	1
Elément intermédiaire	Colis 8219-0001	3	4	5	6	7
Elément arrière	Colis 8553-7072	1	1	1	1	1
Liasse tiges d'assemblage		1	1	1	1	1
Accessoires corps en vrac	1 Colis	FD10	FD11	FD12	FD13	FD14
Châssis	1 Colis	FD31	FD32	FD33	FD34	FD35

Porte foyère	**PK-345/II**	**PK-346/II**	**PK-347/II**	**PK-348/II**	**PK-349/II**
1 Colis	BP 13	BP 13	BP 13	BP 13	BP 13

Turbulateurs	**PK-345/II**	**PK-346/II**	**PK-347/II**	**PK-348/II**	**PK-349/II**
1 Colis	BP 17	BP 17	BP 19	BP 20	BP 21

Jaquette (2)	**PK-345/II**	**PK-346/II**	**PK-347/II**	**PK-348/II**	**PK-349/II**
1 Colis	FR2	FR3	FR4	FR5	FR6

Tableau de commande		**PK-345/II**	**PK-346/II**	**PK-347/II**	**PK-348/II**	**PK-349/II**
X **(PKX-340/II)**	Colis	FB1				
ou **R** **(PKR-340/II)**	Colis	FB2				

- **Pour les chaudières livrées avec corps assemblé :**
  (1) - commencer par la **vue 15**.
  (2) - l'isolation châssis livrée dans le colis, n'est pas utilisée (elle est déjà en place).
  .
- **Ordre de montage** :
  L'ordre de montage est donné par les n° portés sur les différentes vues.
- **Outillage nécessaire** :
  - 1 tournevis cruciforme
  - 1 marteau
  - 1 couteau
  - clés plates de 8, 13, 17, 18, 19
  - 1 pistolet à mastic
  - 1 outil de montage "JDTE", JDTE Plus ou "JD simplifié"
  - 1 barre à mine
  - 1 pince multiprise
  - 1 clé 45 ou pince à griffes
  - 1 balayette

Remarque : de la visserie de réserve est prévue.

Verpackung : Bevor Sie mit der Installation des Kessels beginnen, können Sie an Hand der nachstehenden Tabelle, die Vollständigkeit der Lieferung überprüfen.

Für die auf Wunsch lieferbaren Zubehörteile siehe geltende Preisliste.

Kolli technische Dokumente	**PK-345/II**	**PK-346/II**	**PK-347/II**	**PK-348/II**	**PK-349/II**
1 Kolli (Inhalt je nach Bestimmungsland)	1	1	1	1	1

Kesselkörper geblockt (1)		**PK-345/II**	**PK-346/II**	**PK-347/II**	**PK-348/II**	**PK-349/II**
Kesselkörper geblockt (Zusammensetzung je nach Modell)		1	1	1	1	1
Zubehör	Kolli	FD15	FD15	FD18	FD19	FD20

Kesselkörper in losen Gliedern		**PK-345/II**	**PK-346/II**	**PK-347/II**	**PK-348/II**	**PK-349/II**
Vorderglied	Kolli 8219-0002	1	1	1	1	1
Zwischenglied	Kolli 8219-0001	3	4	5	6	7
Hinterglied	Kolli 8553-7072	1	1	1	1	1
Ankerstangen		1	1	1	1	1
Zubehörteile Kesselkörper in losen Gliedern	1 Kolli	FD10	FD11	FD12	FD13	FD14
Unterbau	1 Kolli	FD31	FD32	FD33	FD34	FD35

Brennertür	**PK-345/II**	**PK-346/II**	**PK-347/II**	**PK-348/II**	**PK-349/II**
1 Kolli	BP 13	BP 13	BP 13	BP 13	BP 13

Konvektionsbeschleuniger	**PK-345/II**	**PK-346/II**	**PK-347/II**	**PK-348/II**	**PK-349/II**
1 Kolli	BP 17	BP 17	BP 19	BP 20	BP 21

Verkleidung (2)	**PK-345/II**	**PK-346/II**	**PK-347/II**	**PK-348/II**	**PK-349/II**
1 Kolli	FR2	FR3	FR4	FR5	FR6

Schaltfeld		**PK-345/II**	**PK-346/II**	**PK-347/II**	**PK-348/II**	**PK-349/II**
X **(PKX-340/II)**	Kolli	FB1				
oder R **(PKR-340/II)**	Kolli	FB2				

- **Für Kessel mit zusammengebautem Kesselkörper geliefert :**
  (1) - Montage mit Abbildung **15** beginnen.
  (2) - Die Mitgelieferte Unterbau-Isolierung wird nicht benötigt (werkseitig angebracht).

- **Montagereihenfolge** :
  Die Montagereihenfolge wird durch die Nummern der verschiedenen Abbildungen angegeben.

- **Benötiges Werkzeug** :
  - 1 Kreuzschlitz-Schraubendreher
  - 1 Hammer
  - 1 Messer
  - Schlüssel von 8, 13, 17, 18, 19
  - 1 Handpresspistole
  - 1 Montagewerkzeug "JDTE", JDTE Plus oder "JD-Simplifié"
  - 1 Brechstange
  - 1 Zange
  - 1 45er Schlüssel oder Rohrzange
  - 1 Handbesen

Anmerkung : einige Schrauben sind als Reserve vorgesehen.

Ricevimento del prodotto : Prima di iniziare l'installazione della caldaia verificare, dalla tabella seguente, la completezza della fornitura.

Rifarsi alla tariffa in vigore per gli opzioni che possono essere montate su queste caldaie.

Confezione documentazione		**PK-345/II**	**PK-346/II**	**PK-347/II**	**PK-348/II**	**PK-349/II**
1 Collo (composizione secondo paese)		1	1	1	1	1

Caldaie consegnate con corpo assemblato (1)		**PK-345/II**	**PK-346/II**	**PK-347/II**	**PK-348/II**	**PK-349/II**
Corpo della caldaia assemblato (composizione secondo modelo)		1	1	1	1	1
Accessori	Collo	FD15	FD15	FD18	FD19	FD20

Caldaie consegnate con corpo non assemblato		**PK-345/II**	**PK-346/II**	**PK-347/II**	**PK-348/II**	**PK-349/II**
Elemento anteriore	Collo 8219-0002	1	1	1	1	1
Elemento intermedio	Collo 8219-0001	3	4	5	6	7
Elemento posteriore	Collo 8553-7072	1	1	1	1	1
Tiranti per l'assemblaggio		1	1	1	1	1
Accessori	1 Colis	FD10	FD11	FD12	FD13	FD14
Telaio	1 Colis	FD31	FD32	FD33	FD34	FD35

Portello focolare	**PK-345/II**	**PK-346/II**	**PK-347/II**	**PK-348/II**	**PK-349/II**
1 Collo	BP 13	BP 13	BP 13	BP 13	BP 13

Turbolatori	**PK-345/II**	**PK-346/II**	**PK-347/II**	**PK-348/II**	**PK-349/II**
1 Collo	BP 17	BP 17	BP 19	BP 20	BP 21

Pannellatura (2)	**PK-345/II**	**PK-346/II**	**PK-347/II**	**PK-348/II**	**PK-349/II**
1 Collo	FR2	FR3	FR4	FR5	FR6

Pannello di comando		**PK-345/II**	**PK-346/II**	**PK-347/II**	**PK-348/II**	**PK-349/II**
X **(PKX-340/II)**	Collo	FB1				
o **R** **(PKR-340/II)**	Collo	FB2				

- **Caldaie consegnate con corpo assemblato :**
  (1) - iniziare dal rif. **15**.
  (2) - l'isolamento telaio consegnato nel collo non deve essere utilizzato perchè è già montato in fabbrica.
  .
- **Sequenza di montaggio** :
  Per il montaggio osservare la sequenza dei paragrafi delle pagine che seguono.
- **Utensili necessari** :
  - Cacciavite a croce
  - Martello
  - Coltello
  - Chiavi fisse da 8 – 13 – 17 – 19
  - Mastice
  - Utensile di montaggio JD-TE Plus o JD semplice
  - 1 leva a piede di capra
  - Pinza a pappagallo
  - Chiave da 45 o a rullo
  - Spazzola

Nota : la viterie è prevista.

Geleverde colli's: Alvorens de ketel te installeren, kunt u aan de hand van de tabel hieronder nagaan of u in het bezit bent van alle colli's.

Zie voor de opties die op deze ketels gemonteerd kunnen worden het geldende tarief.

Colli technische documenten	**PK-345/II**	**PK-346/II**	**PK-347/II**	**PK-348/II**	**PK-349/II**
1 Colli (inhoud afhankelijk van het bestemmingsland)	1	1	1	1	1

Ketel geleverd met gemonteerd ketellichaam (1)		**PK-345/II**	**PK-346/II**	**PK-347/II**	**PK-348/II**	**PK-349/II**
Gemonteerd ketellichaam (samenstelling afhankelijk van model)		1	1	1	1	1
Toebehoren	Colli	FD15	FD15	FD18	FD19	FD20

Ketels geleverd met niet gemonteerd ketellichaam		**PK-345/II**	**PK-346/II**	**PK-347/II**	**PK-348/II**	**PK-349/II**
Voorelement	Colli 8219-0002	1	1	1	1	1
Tussenelement	Colli 8219-0001	3	4	5	6	7
Achterelement	Colli 8553-7072	1	1	1	1	1
Set monteerstangen		1	1	1	1	1
Losse toebehoren ketellichaam	1 Colli	FD10	FD11	FD12	FD13	FD14
Onderstel	1 Colli	FD31	FD32	FD33	FD34	FD35

Keteldeur	**PK-345/II**	**PK-346/II**	**PK-347/II**	**PK-348/II**	**PK-349/II**
1 Colli	BP 13	BP 13	BP 13	BP 13	BP 13

Convectieversnellers	**PK-345/II**	**PK-346/II**	**PK-347/II**	**PK-348/II**	**PK-349/II**
1 Colli	BP 17	BP 17	BP 19	BP 20	BP 21

Ommanteling (2)	**PK-345/II**	**PK-346/II**	**PK-347/II**	**PK-348/II**	**PK-349/II**
1 Colli	FR2	FR3	FR4	FR5	FR6

Bedieningsbord		**PK-345/II**	**PK-346/II**	**PK-347/II**	**PK-348/II**	**PK-349/II**
X **(PKX-340/II)**	Colli	FB1				
of **R** **(PKR-340/II)**	Colli	FB2				

- **Voor de ketels geleverd met gemonteerd ketellichaam:**
  (1) - beginnen bij **overzichtstekening 15**.
  (2) - de bij de colli geleverde isolatie van het onderstel wordt niet gebruikt (deze is al geïnstalleerd).

- **Montagevolgorde** :
  De volgorde van de montage wordt aangegeven door de nummers bovenaan de tekeningen.

- **Benodigd gereedschap** : - 1 kruiskopschroevendraaier
  - 1 hamer
  - 1 mes
  - steeksleutels 8, 13, 17, 18, 19
  - 1 mastiekpistool
  - 1 montagegereedschap “JDTE“, JDTE Plus of “JD simplifié“
  - 1 koevoet
  - 1 waterpomptang
  - 1 sleutel 45 of universele tang
  - 1 zachte borstel

Opmerking: reserveschroeven zijn eveneens voorzien.

1

FD31 - FD32 - FD33 - FD34 - FD35

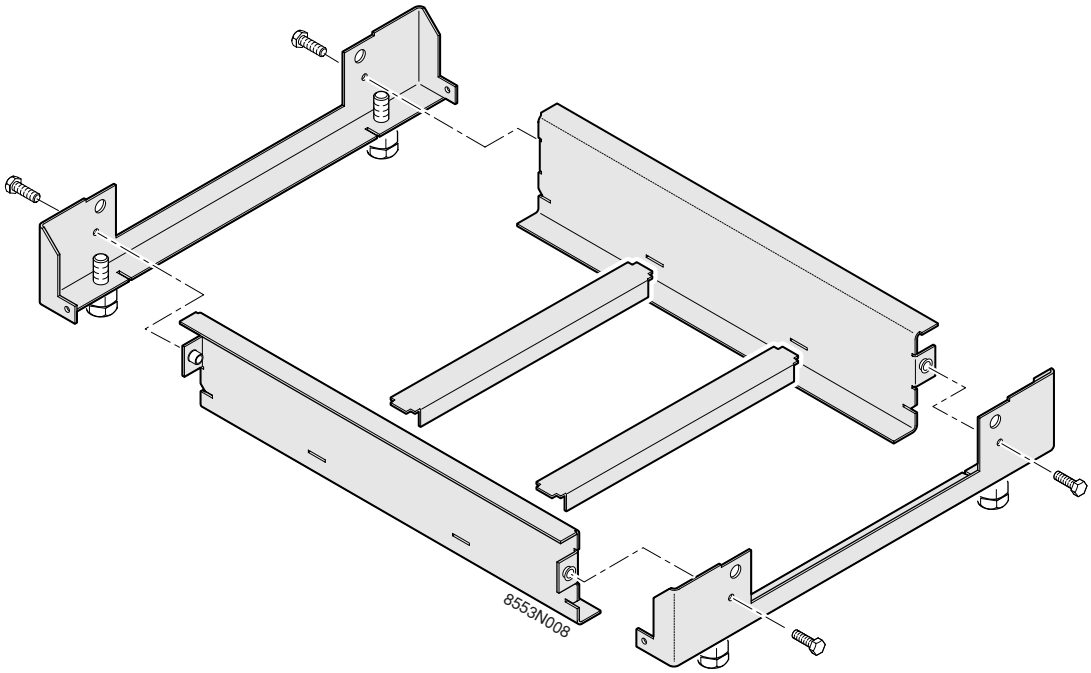

2

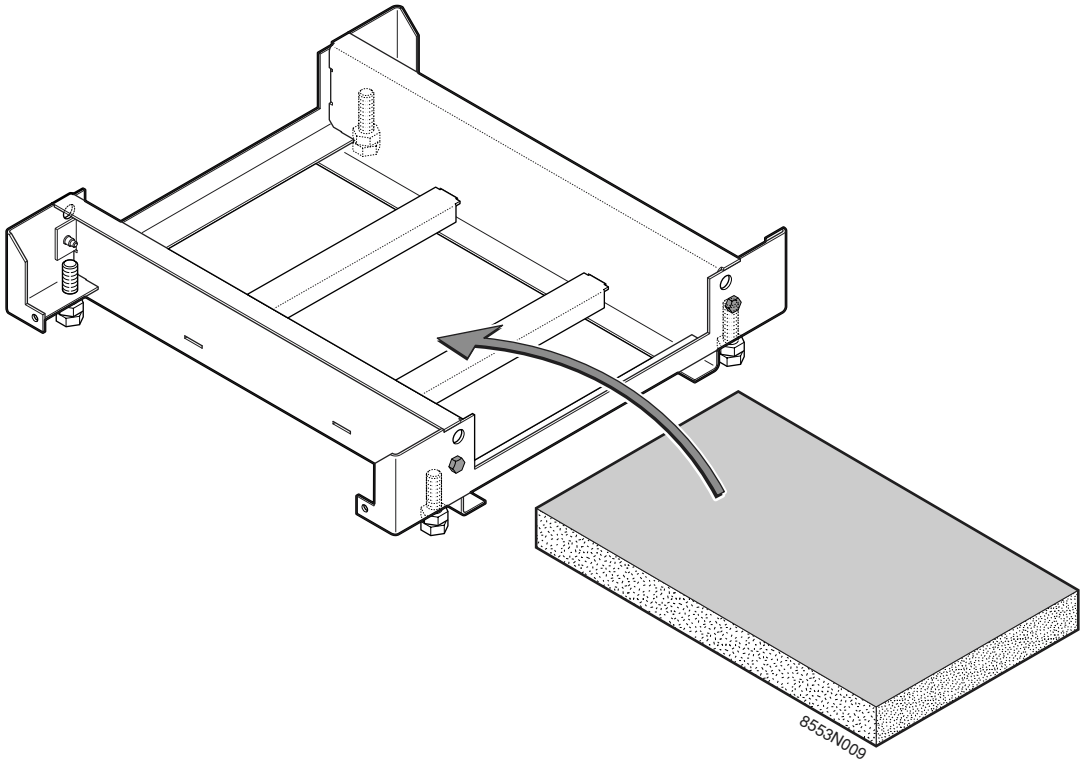

3

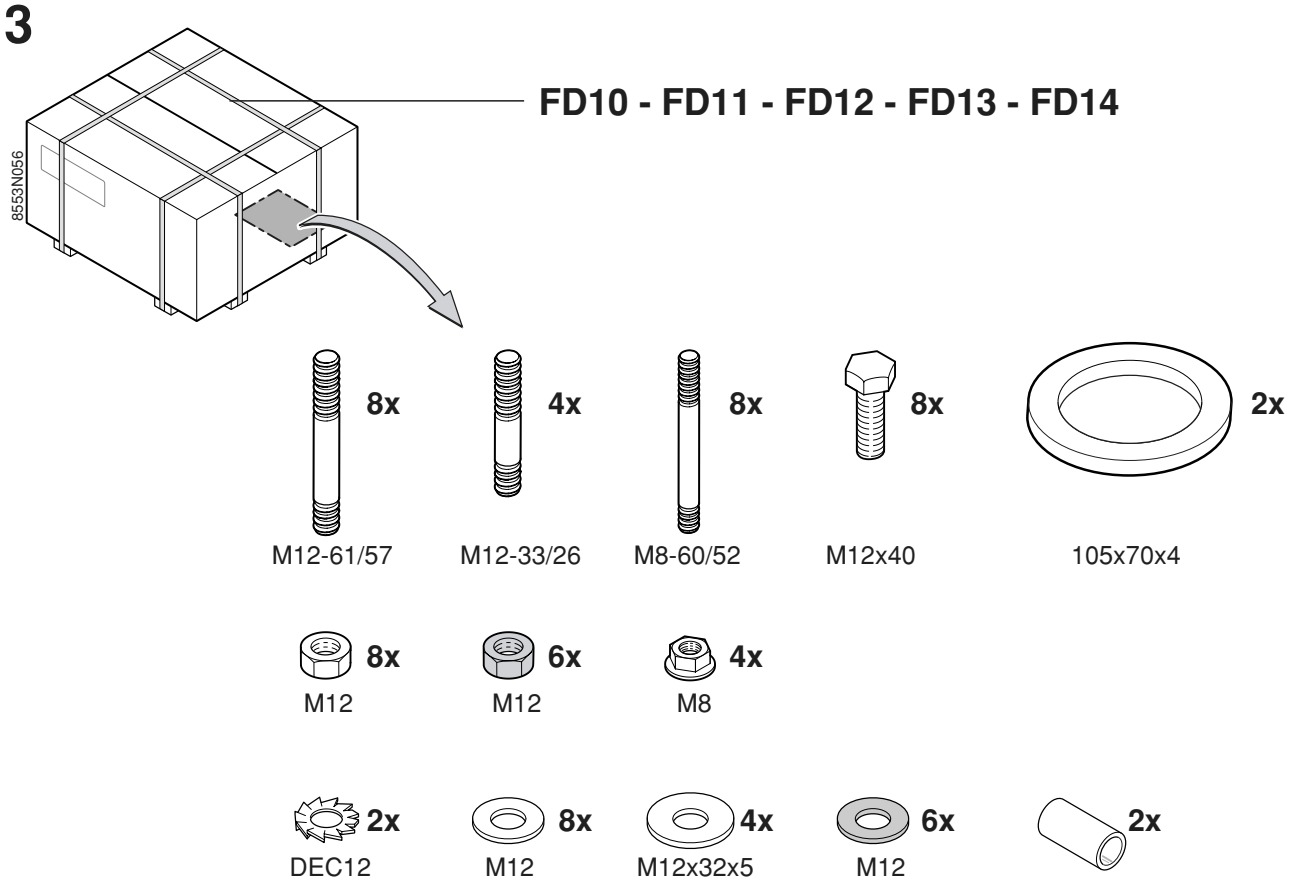
FD10 - FD11 - FD12 - FD13 - FD14
8553N056
8x
M12-61/57
4x
M12-33/26
8x
M8-60/52
8x
M12x40
2x
105x70x4
8x
M12
6x
M12
4x
M8
2x
DEC12
8x
M12
4x
M12x32x5
6x
M12
2x

4

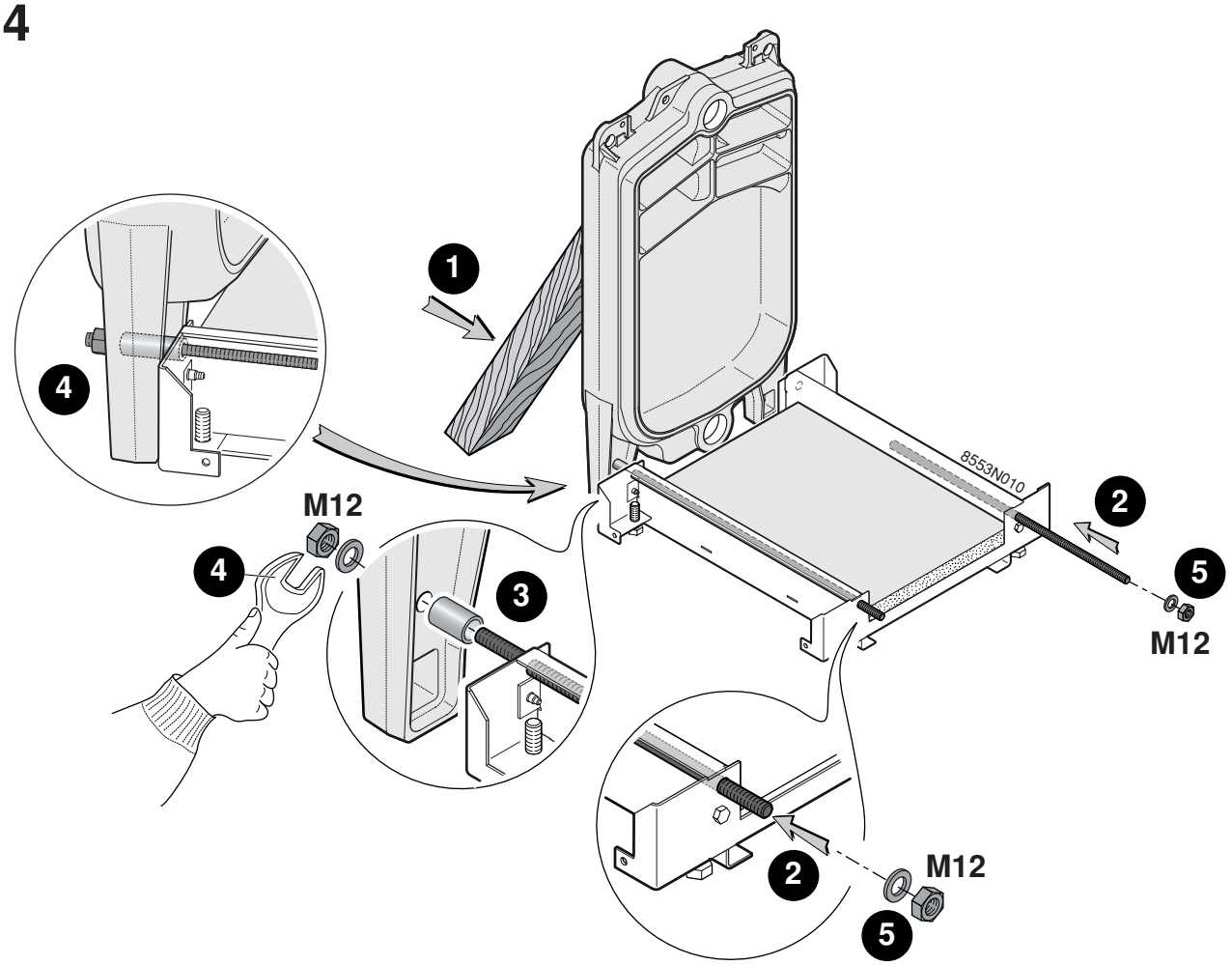
1
4
8553N010
2
5
M12
M12
4
3
2
M12
5

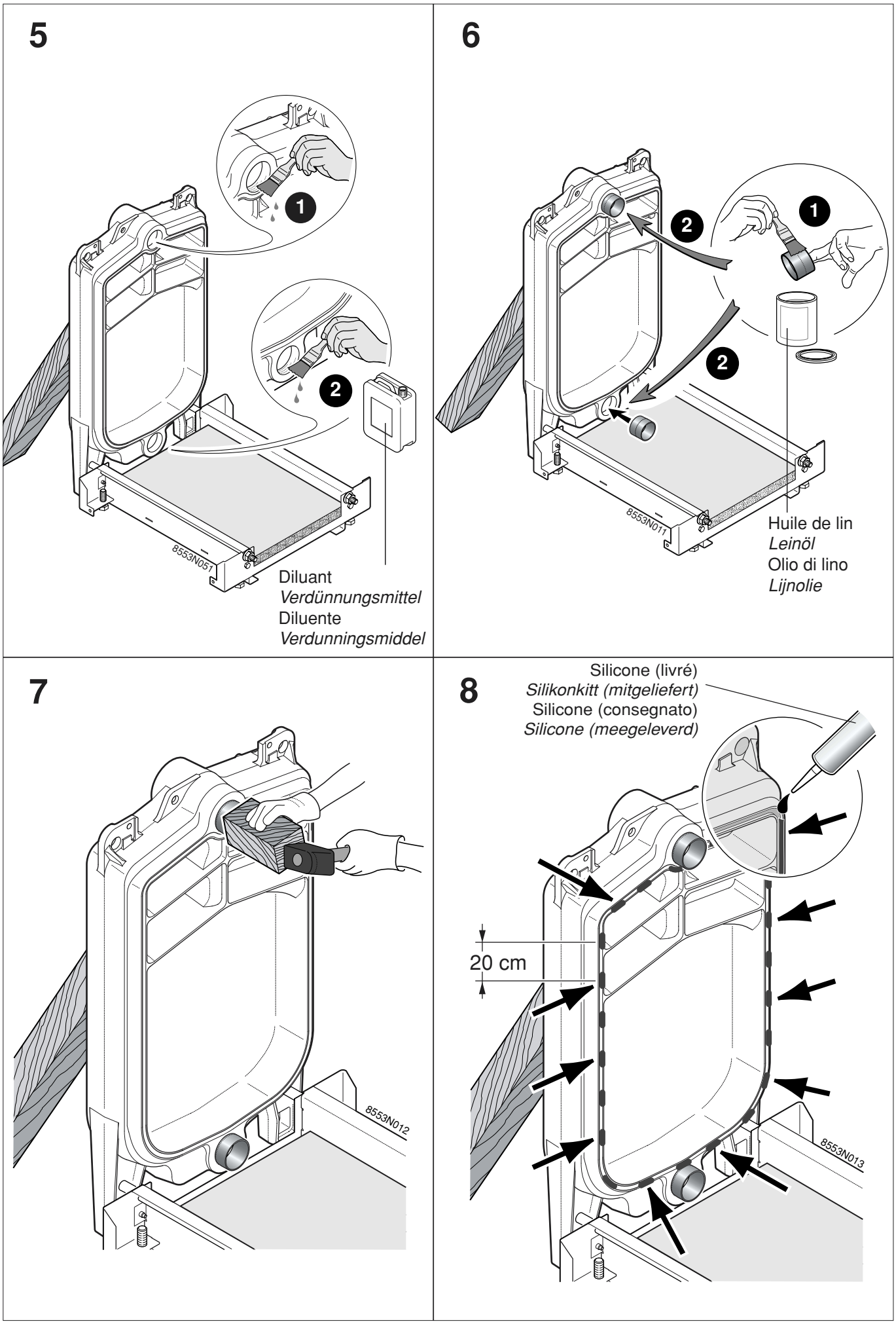
5
1
2
8553N051
Diluant
Verdünnungsmittel
Diluente
Verdunningsmiddel
6
1
2
2
8553N011
Huile de lin
Leinöl
Olio di lino
Lijnolie
7
8553N012
8
Silicone (livré)
Silikonkitt (mitgeliefert)
Silicone (consegnato)
Silicone (meegeleverd)
20 cm
8553N013

9

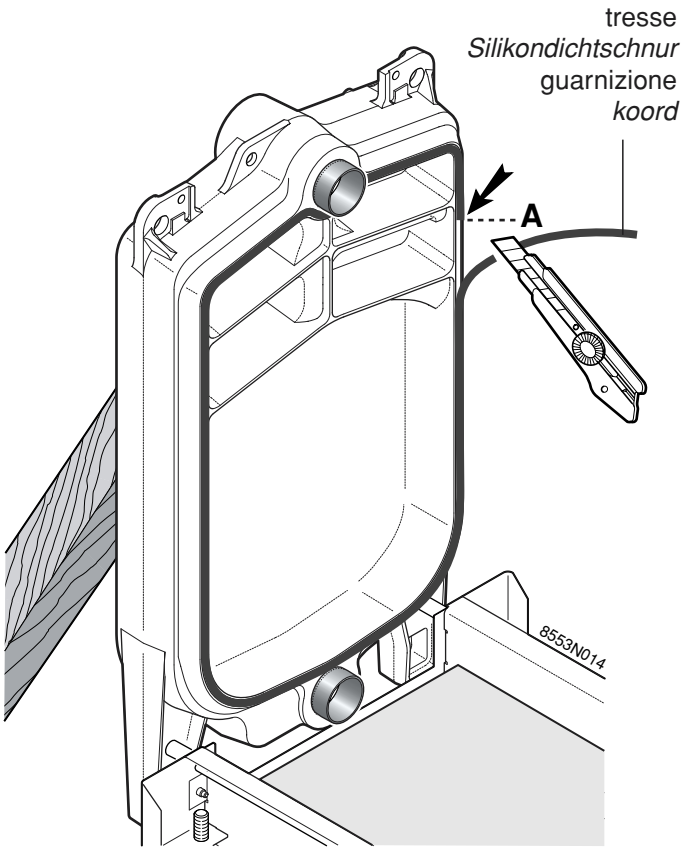
tresse
Silikondichtschnur
guarnizione
koord
A
8553N014

10

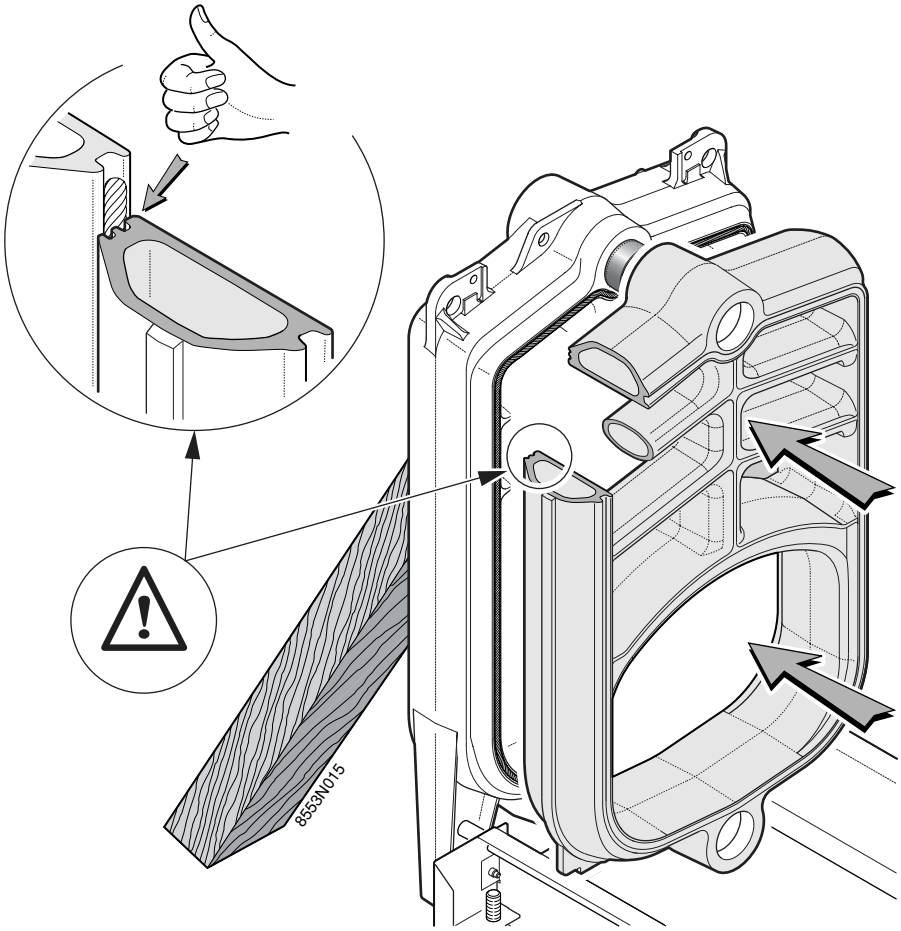
8553N015

11

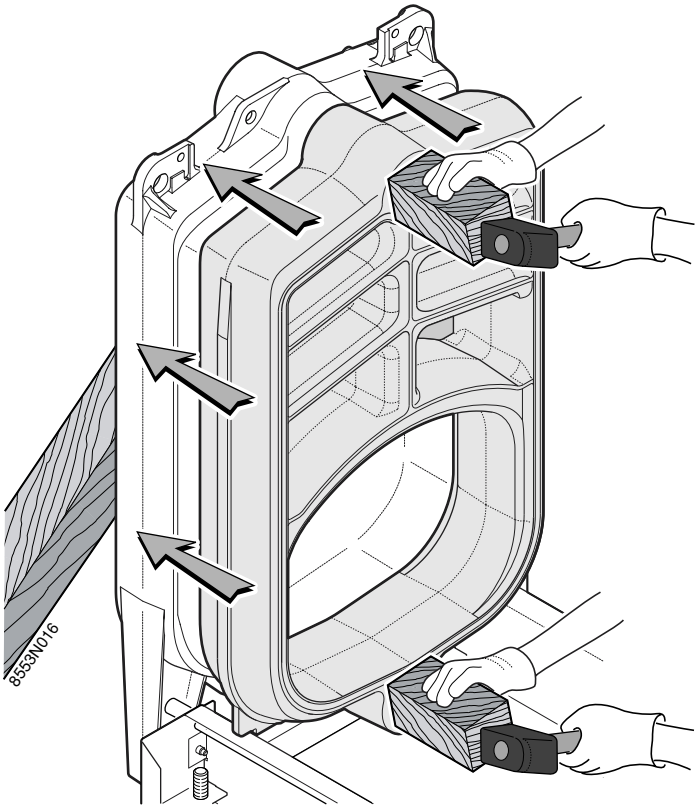

12

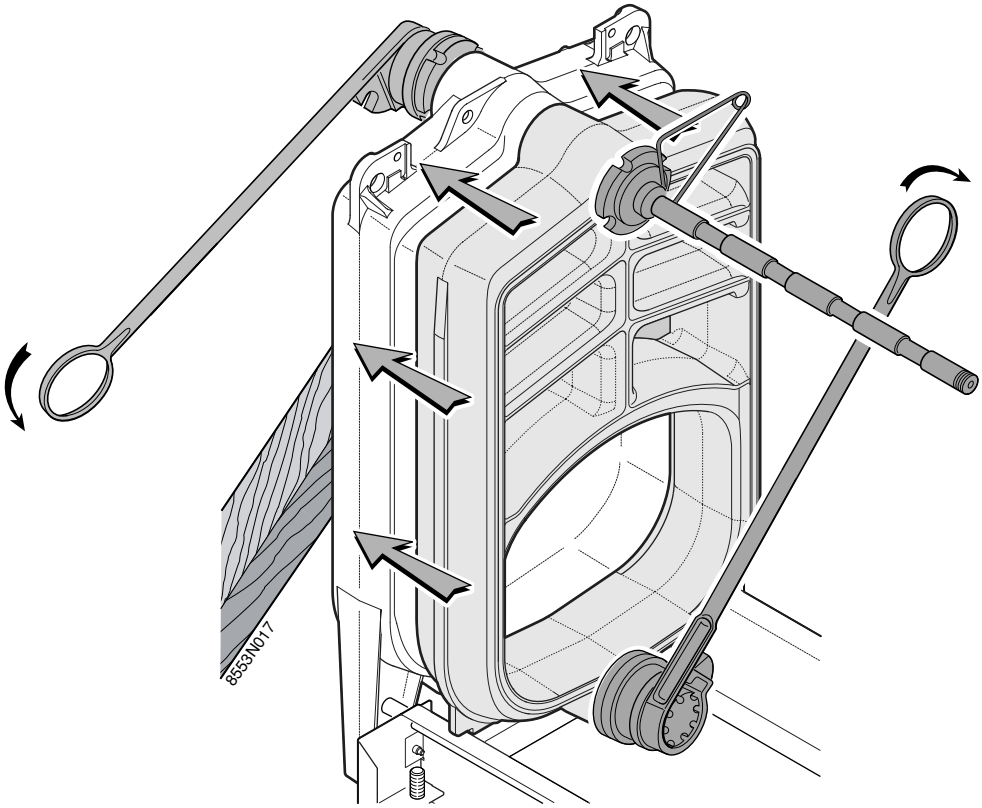

13

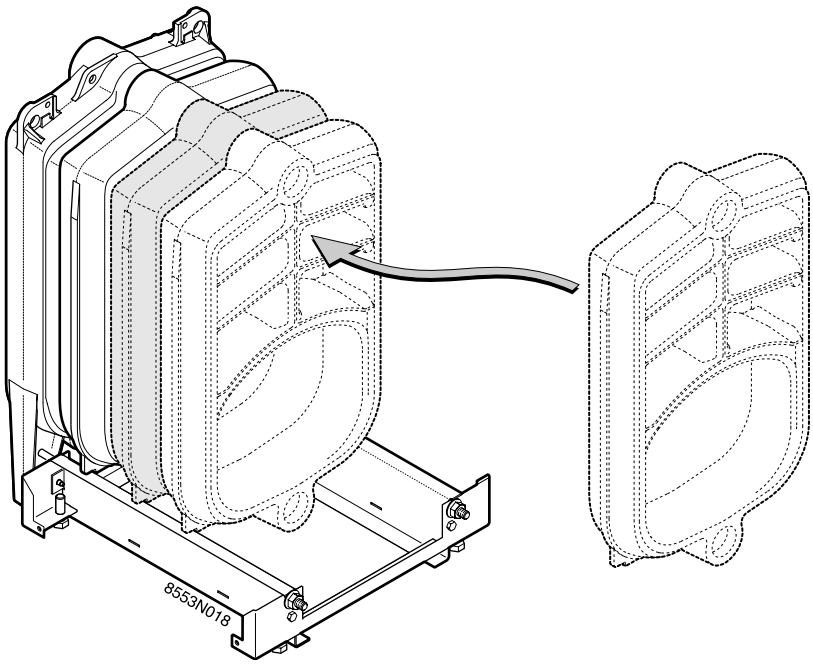
8553N018

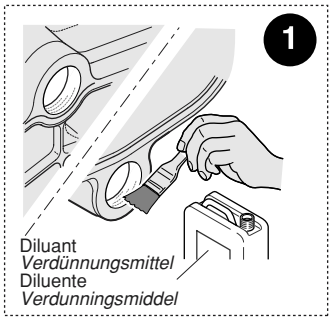
1
Diluant
Verdünnungsmittel
Diluente
Verdunningsmiddel

2
Huile de lin / *Leinöl*
Olio di lino / *Lijnolie*

3
Huile de lin
Leinöl
Olio di lino
Lijnolie

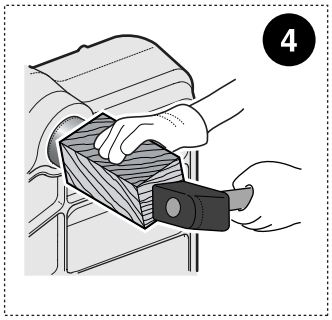
4

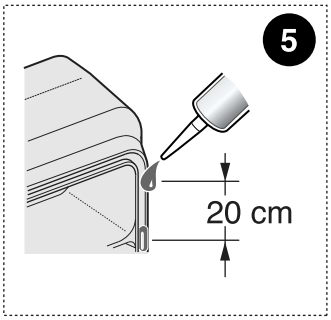
5
20 cm

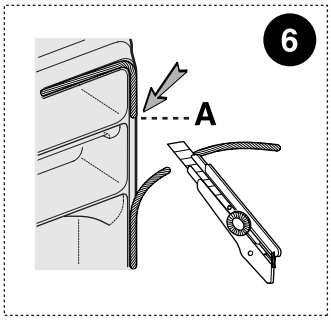
6
A

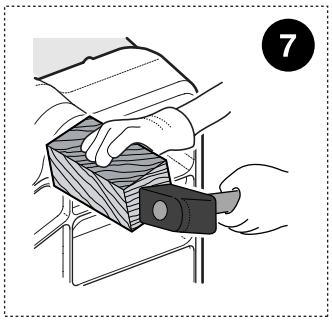
7

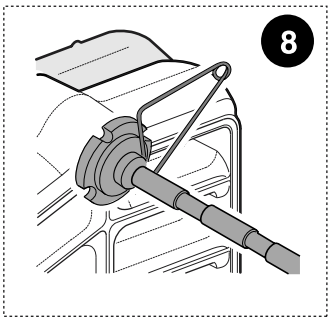
8

14

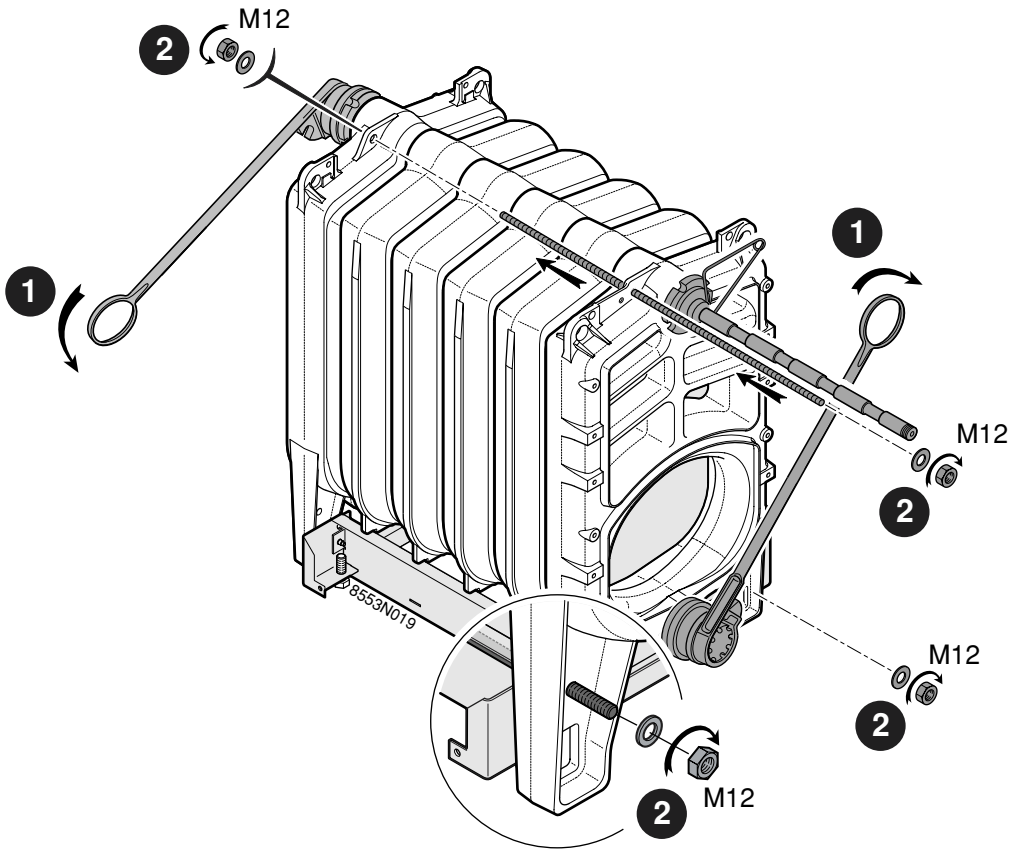
M12
M12
M12
M12
8553N019

15

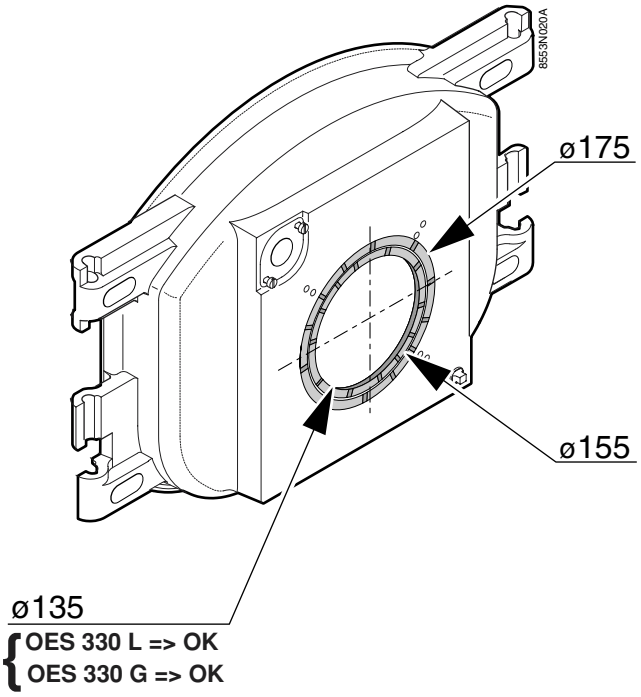
8553N020A
ø175
ø155
ø135
OES 330 L => OK
OES 330 G => OK

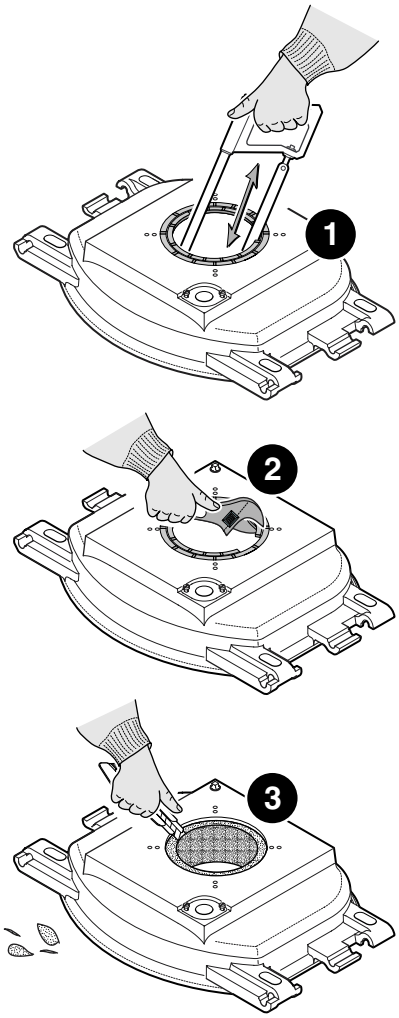

16

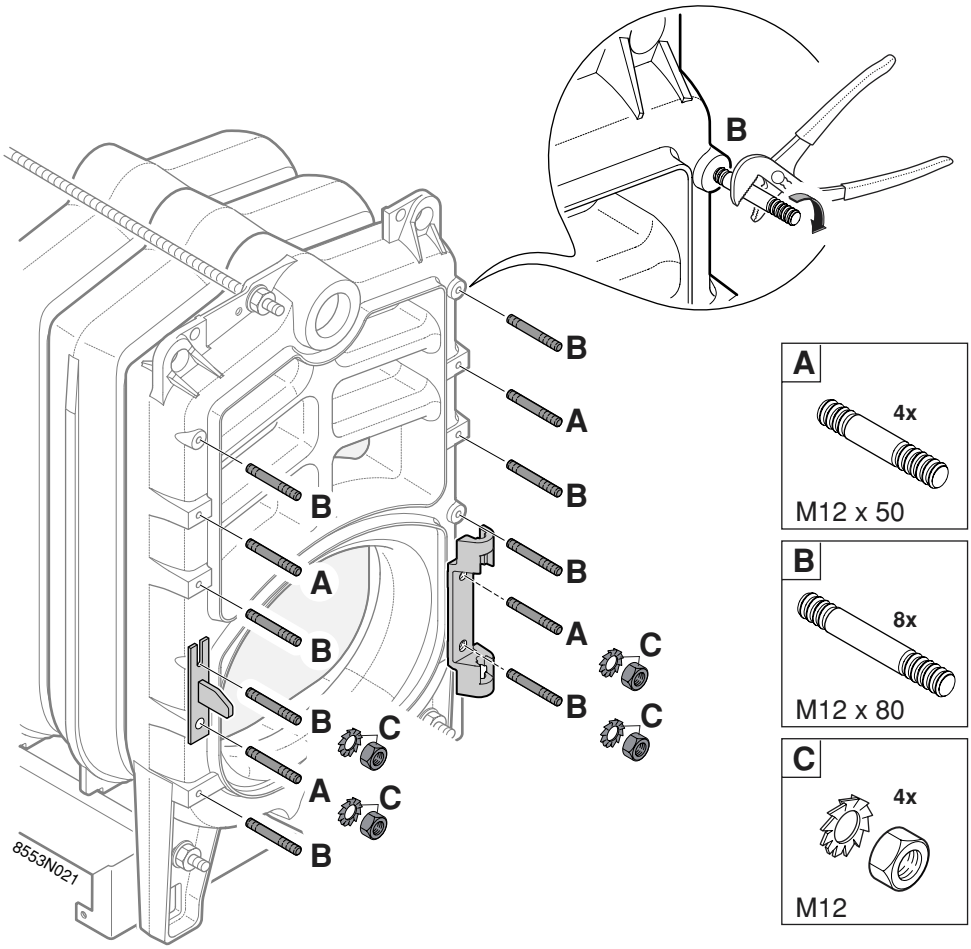
B
B
A
B
B
A
B
A
B
B
C
B
C
A
C
B
8553N021
A
4x
M12 x 50
B
8x
M12 x 80
C
4x
M12

17

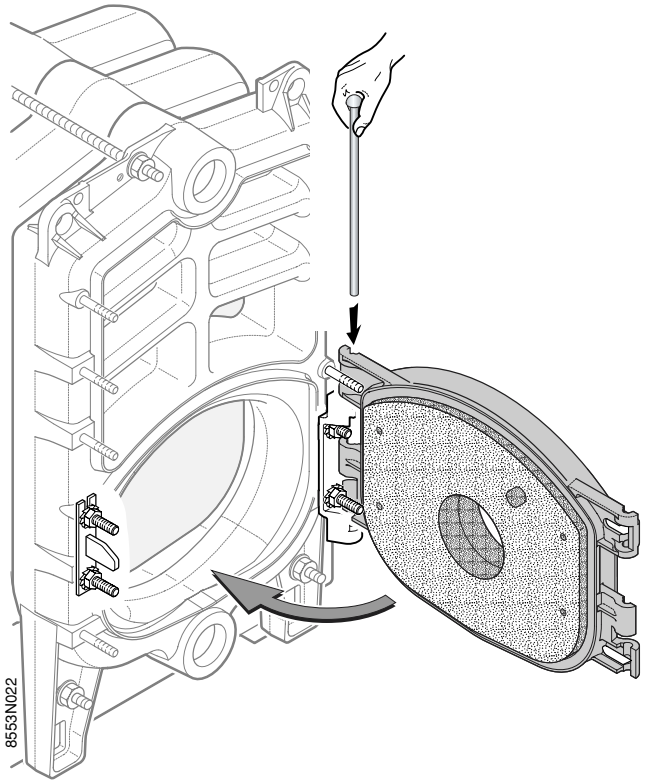
8553N022

18

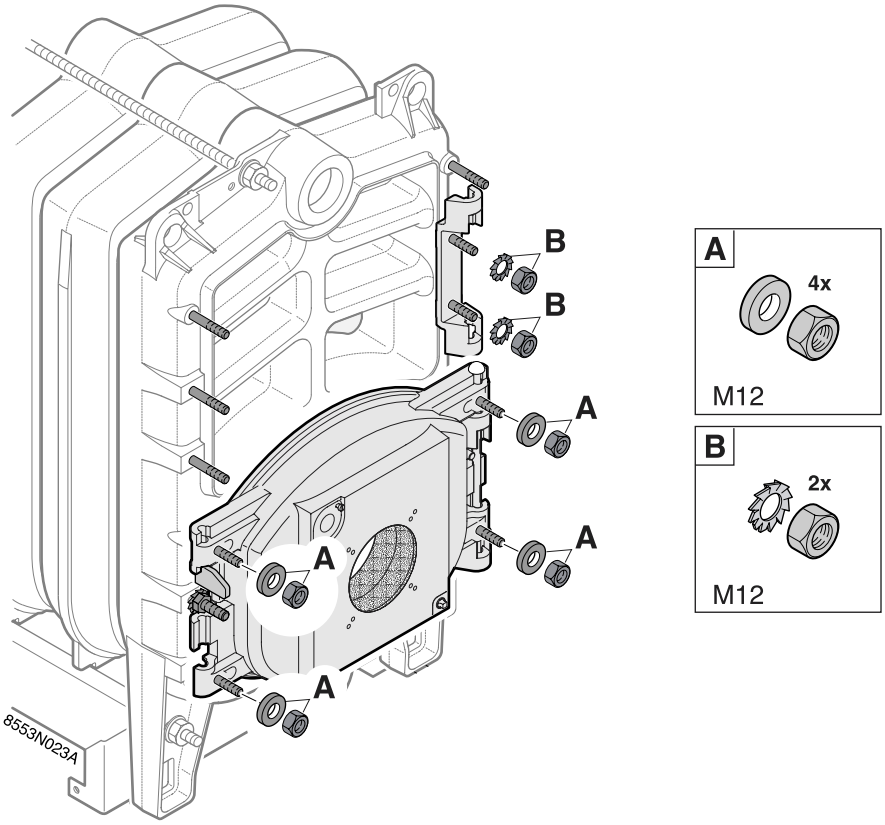

19

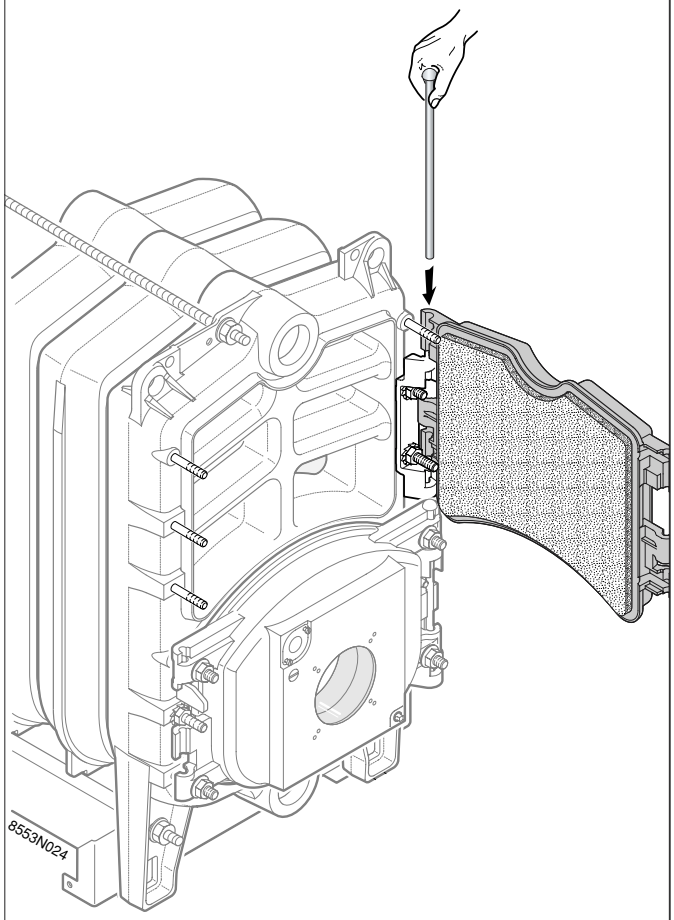

20

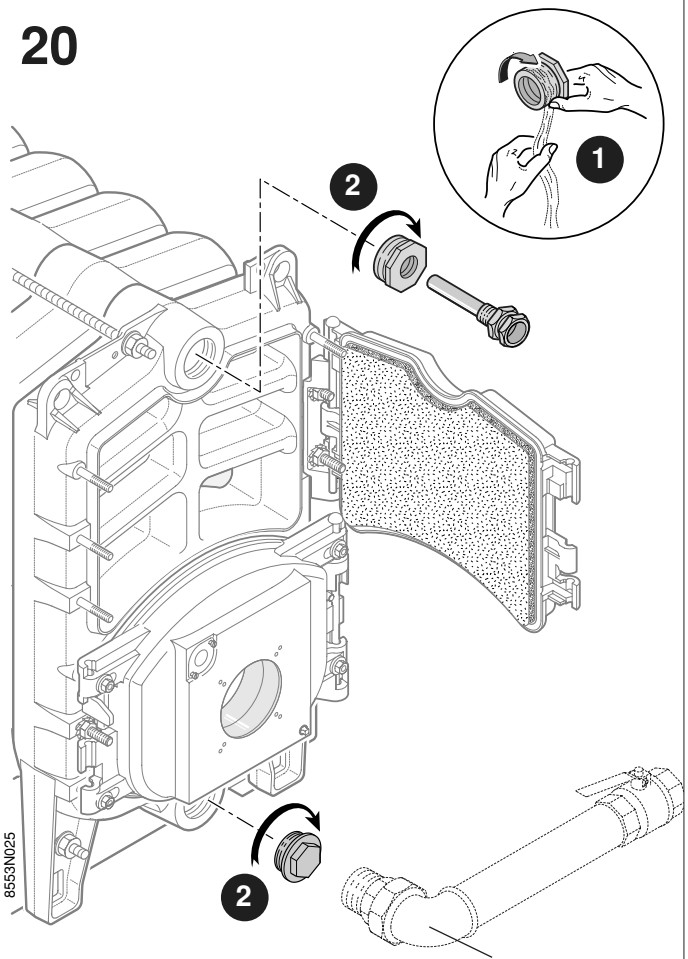

Option chasse-boue (voir tarif en vigueur)
Zubehör Entschlammungskit (Siehe geltende Preisliste)
Opzione decantazione fanghi (vedere tariffa in vigore)
Optie spuisysteem (zie geldende tarief)

21

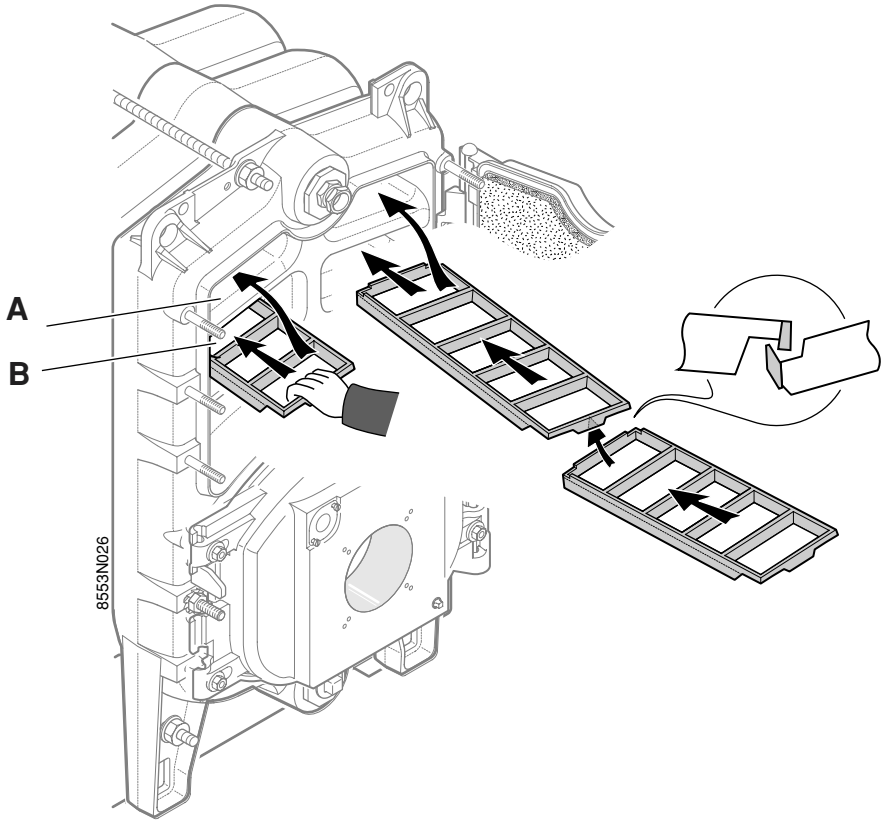

● **Chaudières pour les pays suivants :** / ***Alle Heizkessel in den Ländern :*** /

Caldaie per i paesi seguenti : / ***Ketels voor volgende landen :*** F D B AT

Turbulateurs supérieurs ***Obere Konvektionsbeschleuniger*** **Turbolatori superiori** ***Bovenste convectieversnellers***	**Carneaux** ***Abgaskänale*** **Condotti** ***Rookkanalen***	**PK-345/II**	**PK-346/II**	**PK-347/II**	**PK-348/II**	**PK-349/II**
- lg 410	A + B	8	8	4		
- lg 570	A + B			4	8	8

● **Chaudières autres pays "EXPORT"** / ***Alle sonstigen "EXPORT" Heizkessel*** /
Caldaie altri paesi "EXPORT" / ***Ketels andere "EXPORT" landen***

Turbulateurs supérieurs ***Obere Konvektionsbeschleuniger*** **Turbolatori superiori** ***Bovenste convectieversnellers***	**Carneaux** ***Abgaskänale*** **Condotti** ***Rookkanalen***	**PK-345/II**	**PK-346/II**	**PK-347/II**	**PK-348/II**	**PK-349/II**
- lg 410	A + B	8	8	0	0	0
- lg 570	A + B			4	4	4

22

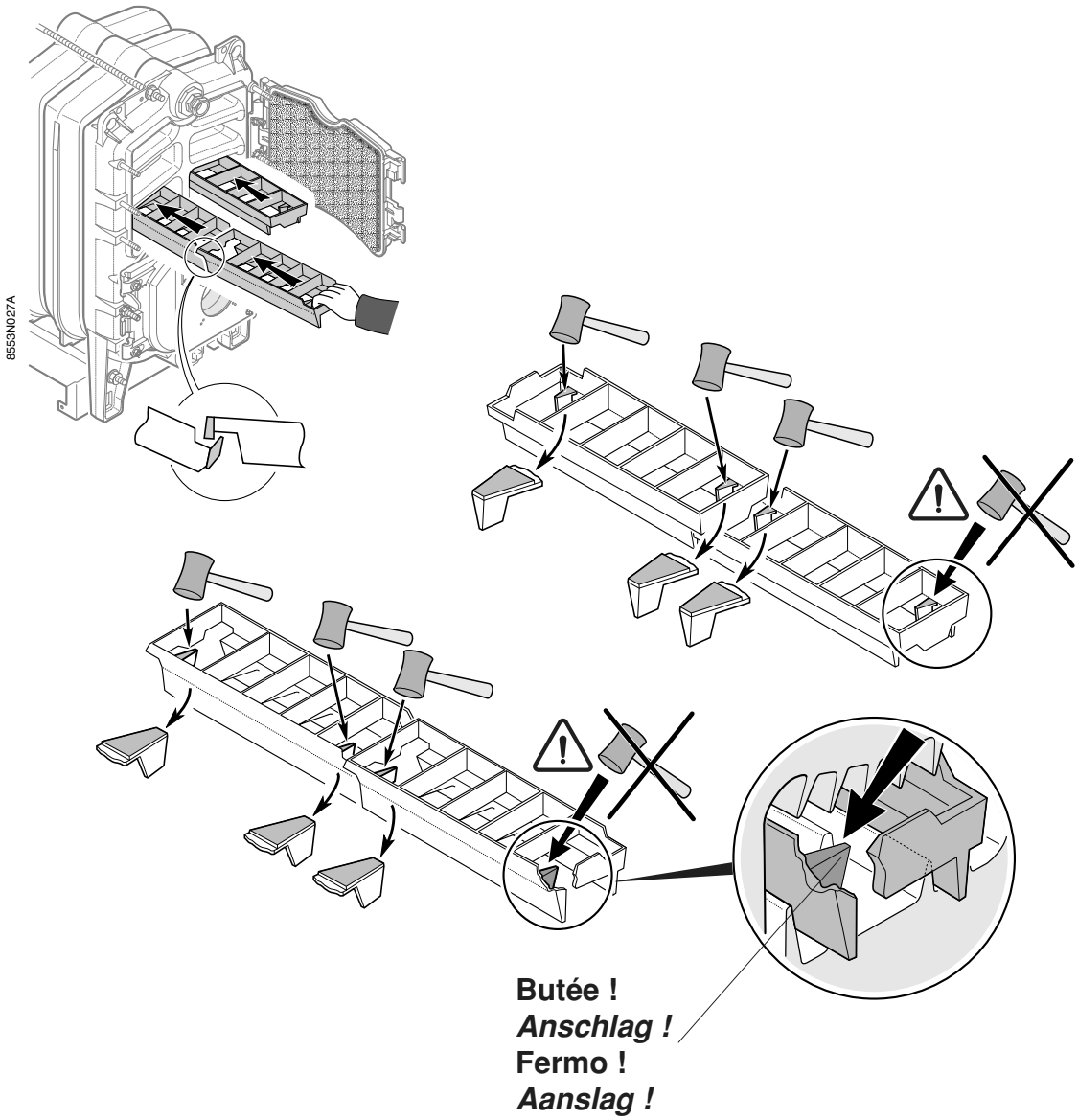

- **Chaudières pour les pays suivants :** / ***Alle Heizkessel in den Ländern :*** /

  Caldaie per i paesi seguenti : / ***Ketels voor volgende landen :*** F D B AT

Turbulateurs inférieurs ***Untere Konvektionsbeschleuniger*** **Turbolatori inferiori** ***Onderste convectieversnellers***	**PK-345/II**	**PK-346/II**	**PK-347/II**	**PK-348/II**	**PK-349/II**
- lg 412	2	2	2	4	2
- lg 572					2

- **Chaudières autres pays "EXPORT"** / ***Alle sonstigen "EXPORT" Heizkessel*** /

  Caldaie altri paesi "EXPORT" / ***Ketels andere "EXPORT" landen***

Turbulateurs inférieurs ***Untere Konvektionsbeschleuniger*** **Turbolatori inferiori** ***Onderste convectieversnellers***	**PK-345/II**	**PK-346/II**	**PK-347/II**	**PK-348/II**	**PK-349/II**
- lg 412	2	2	2	2	2

23

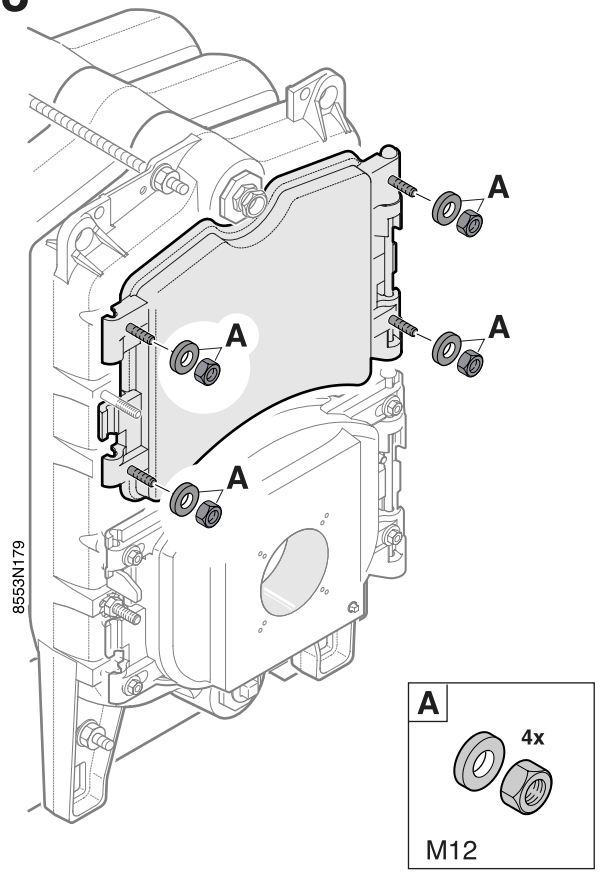
A
A
A
A
8553N179
A
4x
M12

24

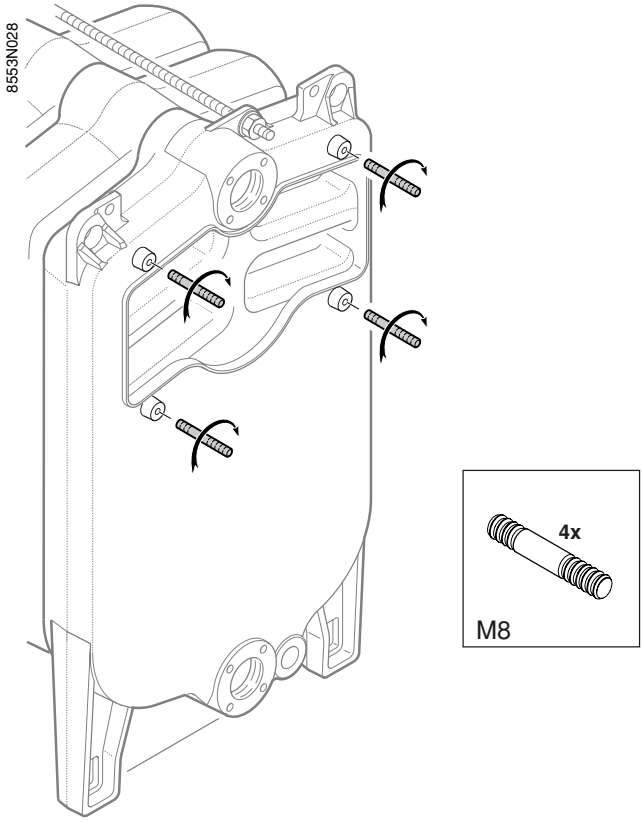
8553N028
4x
M8

25

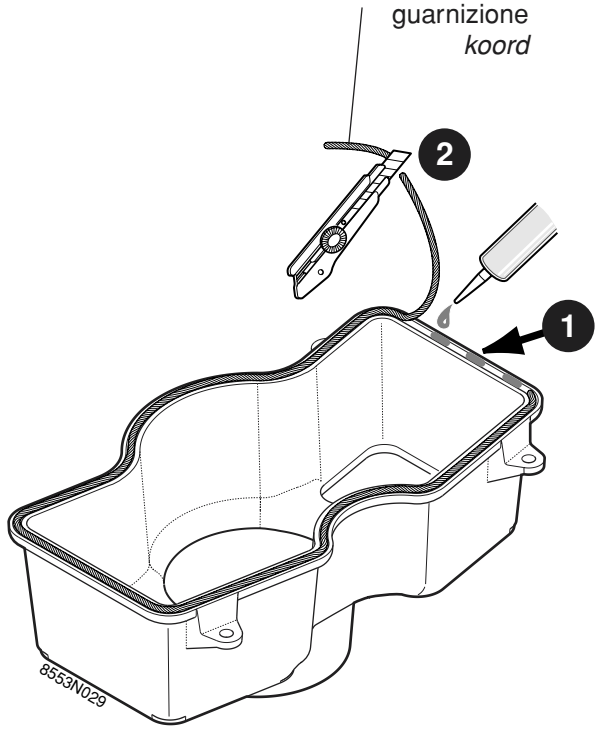
tresse
Silikondichtschnur
guarnizione
koord
2
1
8553N029

26

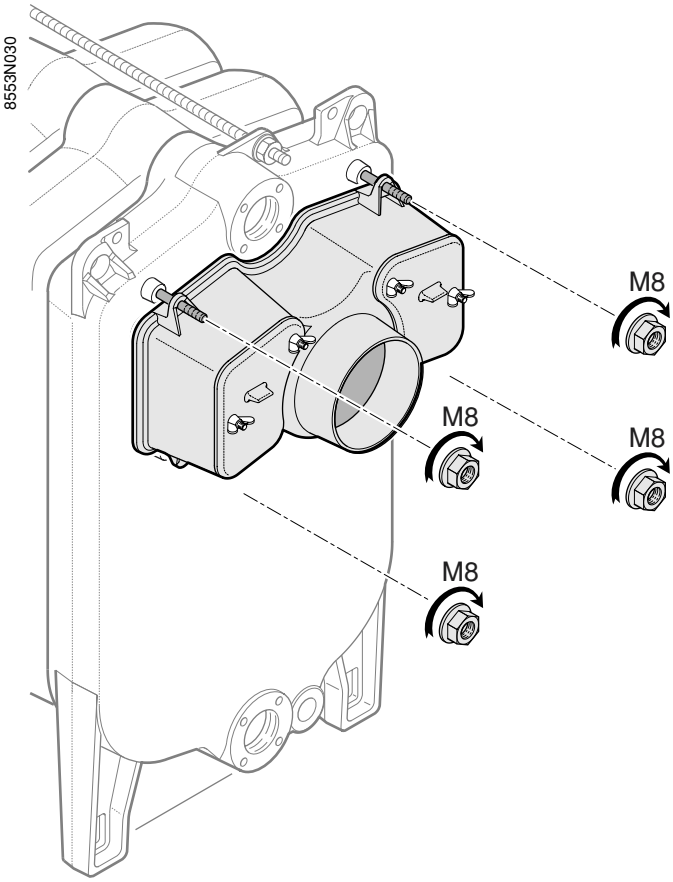
8553N030
M8
M8
M8
M8

27

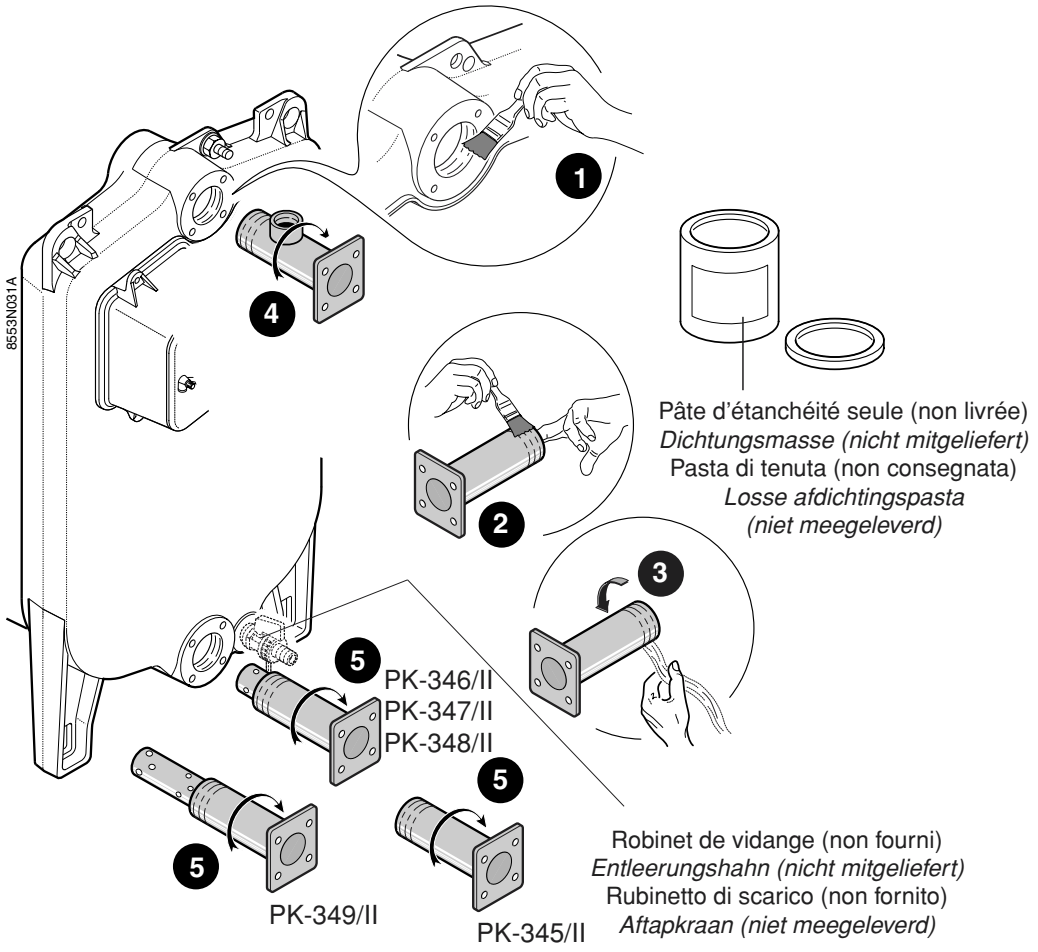
8553N031A
1
2
3
4
5
5
5
PK-346/II
PK-347/II
PK-348/II
PK-349/II
PK-345/II
Pâte d'étanchéité seule (non livrée)
Dichtungsmasse (nicht mitgeliefert)
Pasta di tenuta (non consegnata)
Losse afdichtingspasta
(niet meegeleverd)
Robinet de vidange (non fourni)
Entleerungshahn (nicht mitgeliefert)
Rubinetto di scarico (non fornito)
Aftapkraan (niet meegeleverd)

28

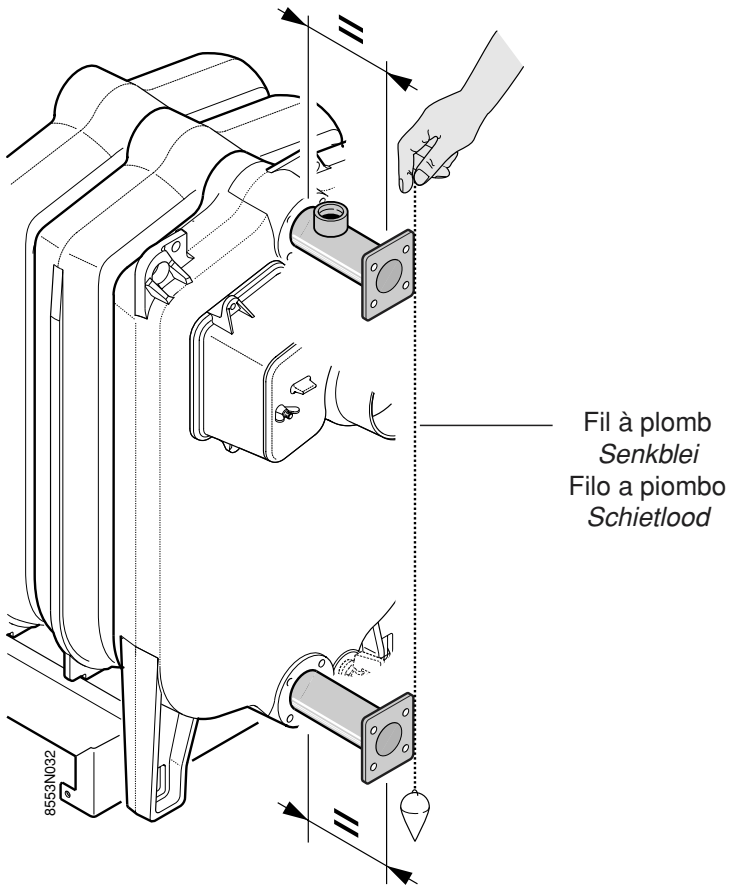
8553N032
Fil à plomb
Senkblei
Filo a piombo
Schietlood

29 Epreuve hydraulique / *Hydraulische Dichtheitsprüfung* / Prova idraulica / *Hydraulische proef*

F Après le montage du corps, l'installateur doit effectuer un essai d'étanchéité eau à une pression égale à 1,3 fois la pression de service soit **7,8 bar mini**, pendant une durée de **10 minutes minimum**. L'essai est effectué à température ambiante.

D Nach der Montage des Kesselkörpers muss der Heizungsfachmann eine Dichtheitsprüfung durchführen mit eimem Druck gleich 1,3 mal den Betriebsdruck zwar **7,8 bar mini** während **10 Minuten.** Die Prüfung muss bei Raumtemperatur durchgeführt werden.

I Dopo il montaggio del corpo, l'installatore deve effettuare una prova idraulica acqua ad una pressione di 1,3 volte la pressione di servizio sia **7,8 bar mini** durante **10 minuti minimo**. La prova è effettuta a temperatura ambiente.

NL Na de montage van het ketellichaam moet de installateur een dichtheidstest van **minstens 10 minuten** uitvoeren bij een druk van 1,3 maal de bedrijfsdruk, ofwel **minstens 7,8 bar**. De test moet bij kamertemperatuur worden uitgevoerd.

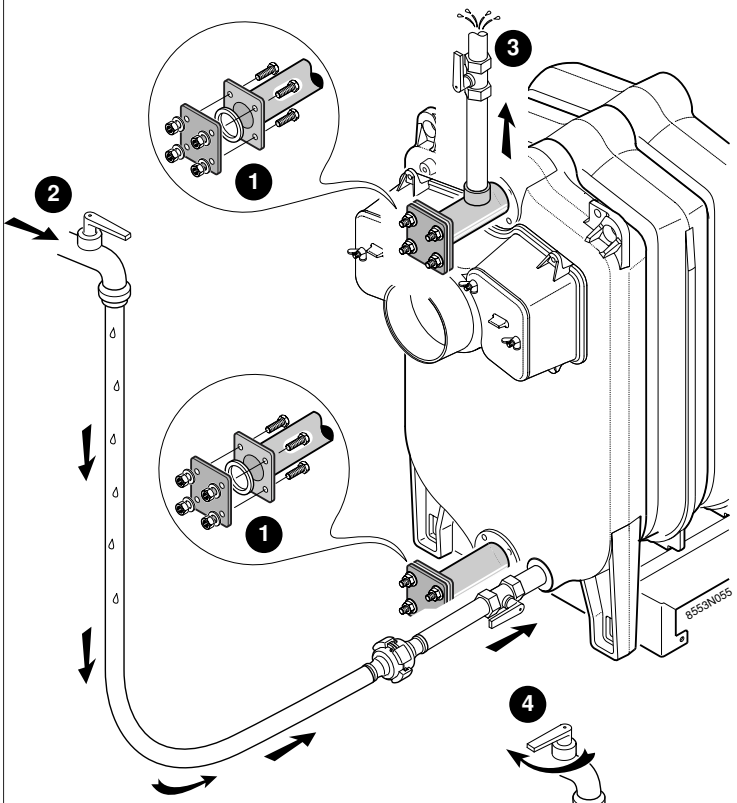

F Bien évacuer tout l'air du corps de chauffe pour éviter tout risque d'éclatement de celui-ci.

D Kesselkörper gut entlüften um eine Zerspringen des Kesselkörpers zu vermeiden.

I Disaerare il corpo caldaia per evitare il pericolo di scoppio.

NL Alle lucht uit het verwarmingslichaam verwijderen om te voorkomen dat dit barst.

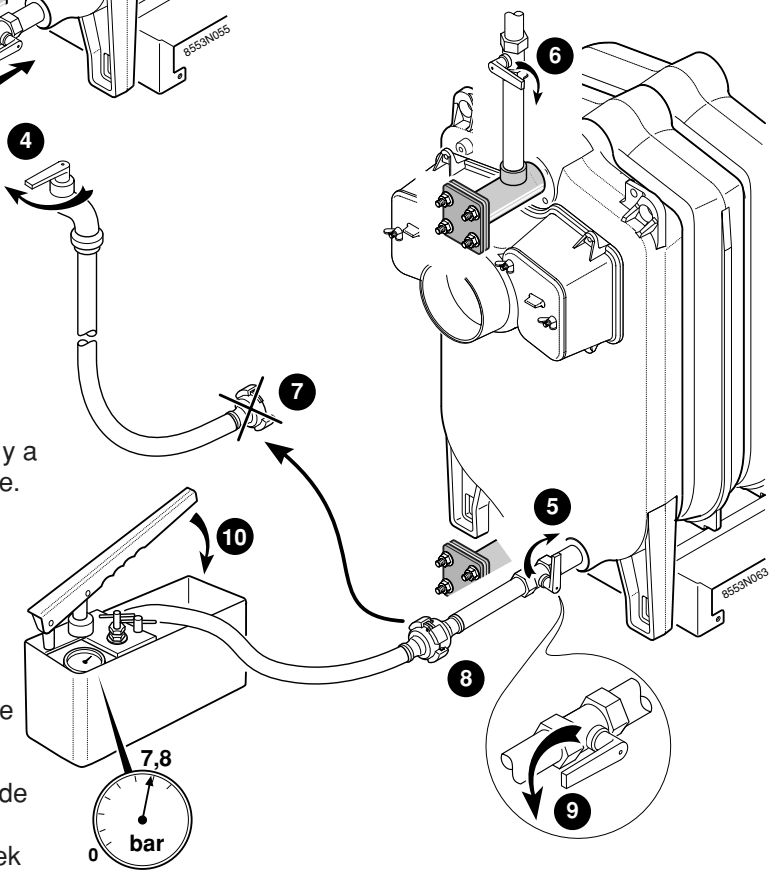

F Maintien en pression pendant **10 minutes mini.**
Une chute de pression signifie qu'il y a une fuite dans le corps de chaudière.

D Mindestens während **10 Minuten**.
Ein Druckabfall bedeutet eine Undichtheit im Kesselkörper.

I Mantenimento in pressione durante **10 minuti minimo**.
Una caduta di pressione significa che c'è una fuga nel corpo caldaia.

NL Gedurende **minstens 10 minuten** de druk vasthouden.
Drukverlaging houdt in dat er een lek in het ketellichaam is.

30

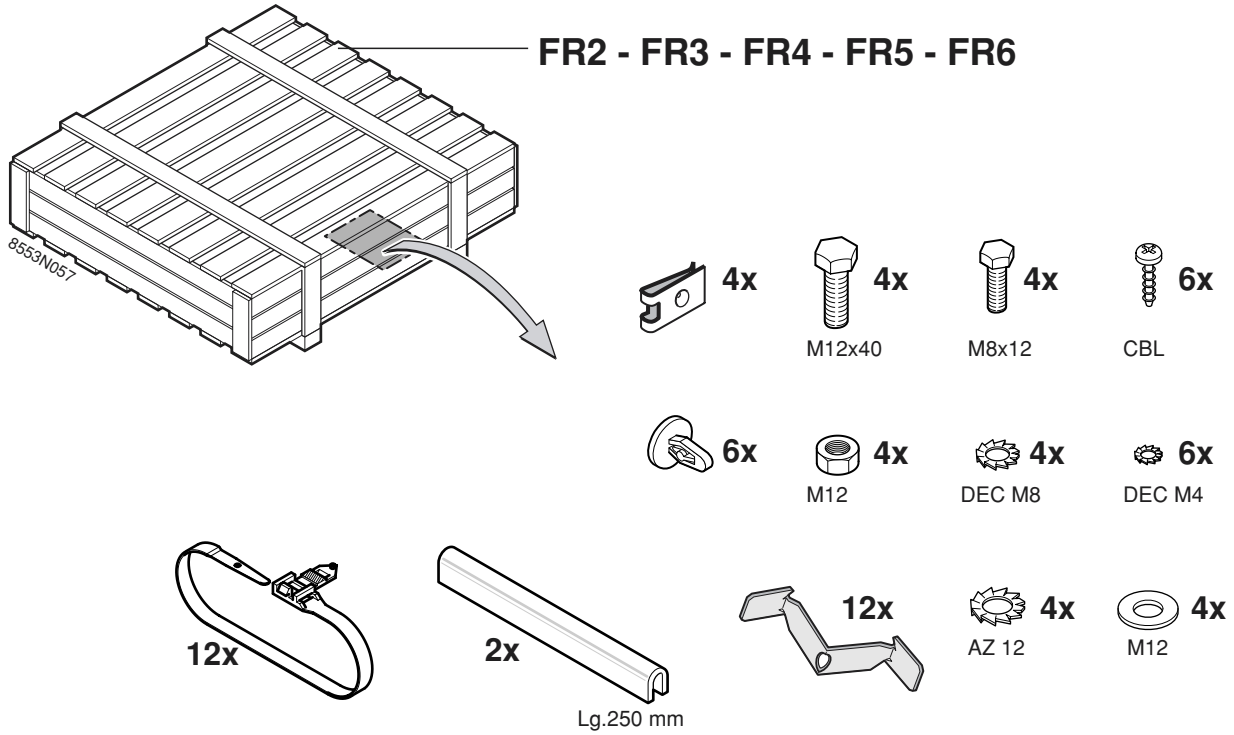

31 PK-345/II - PK-346/II - PK-347/II

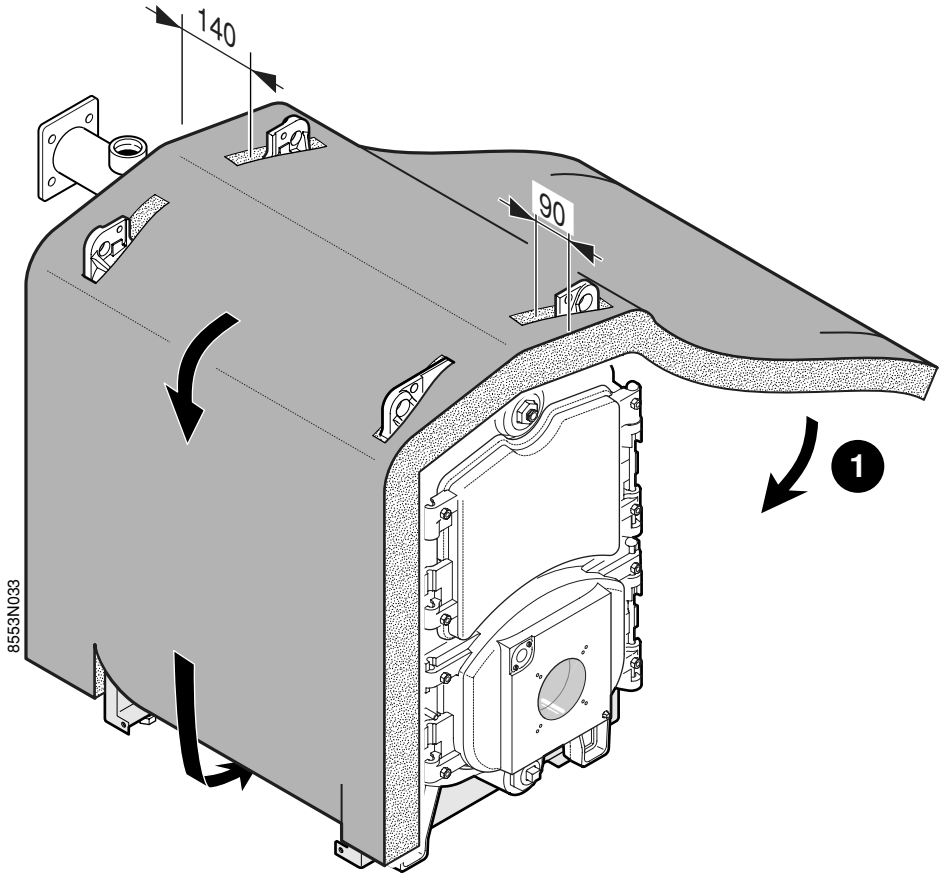

32 PK-348/II - PK-349/II

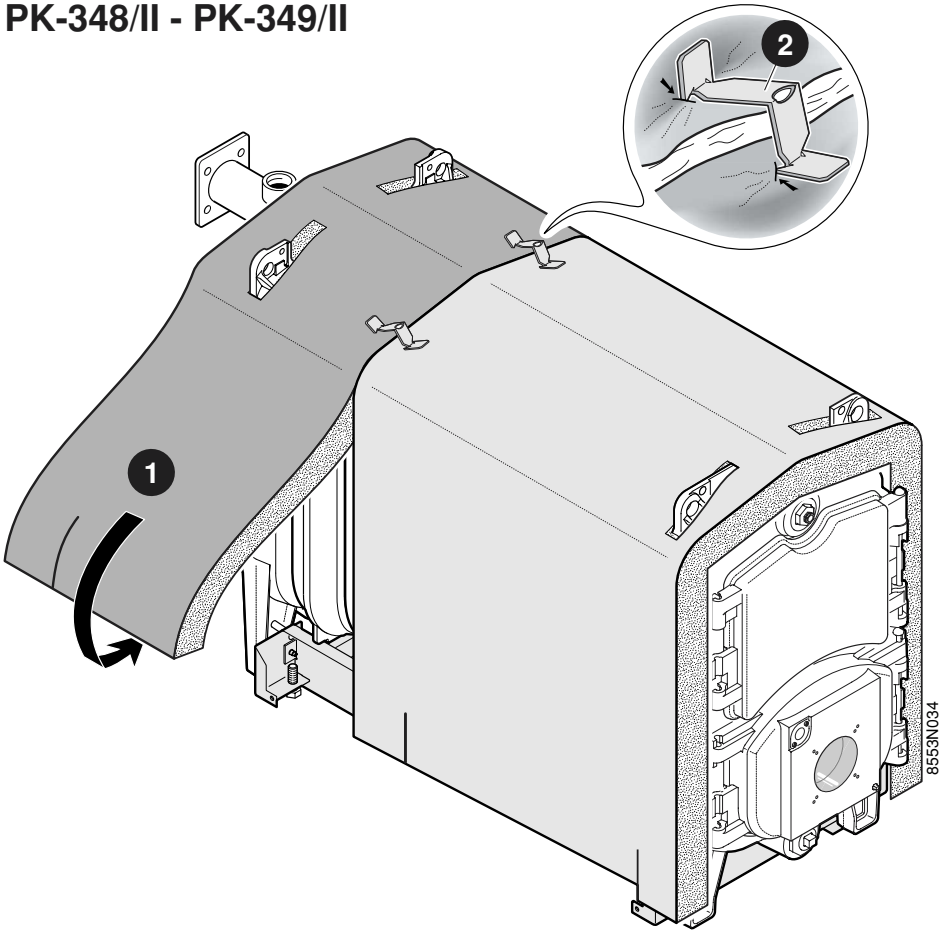

33

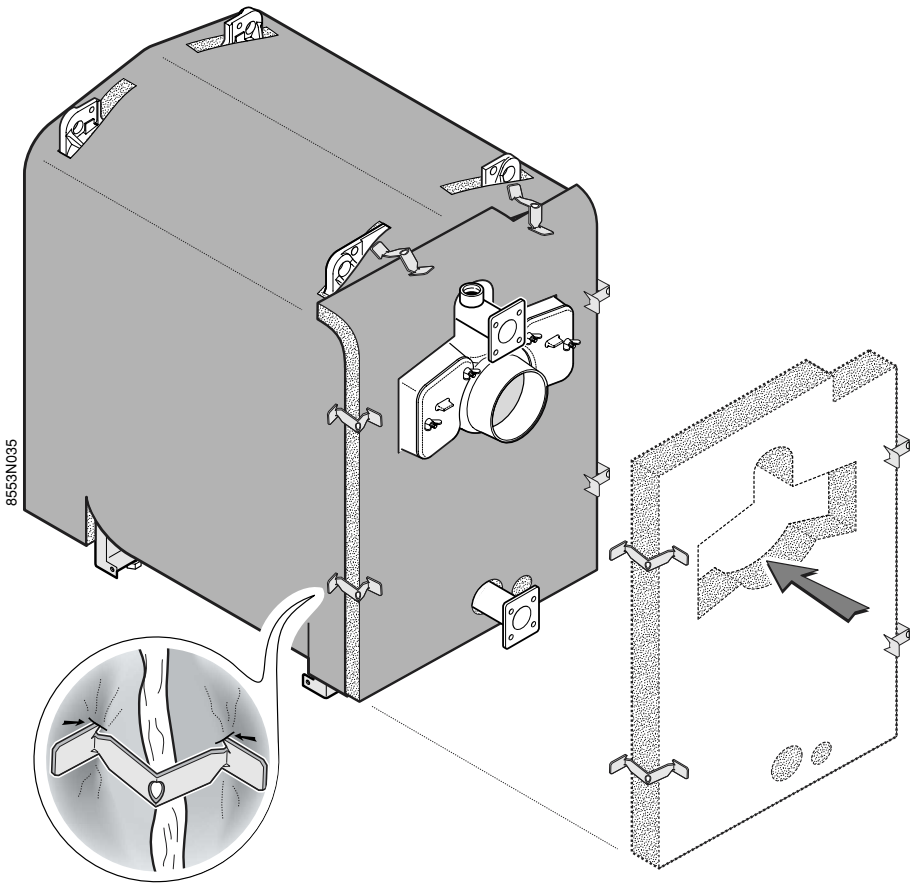

34

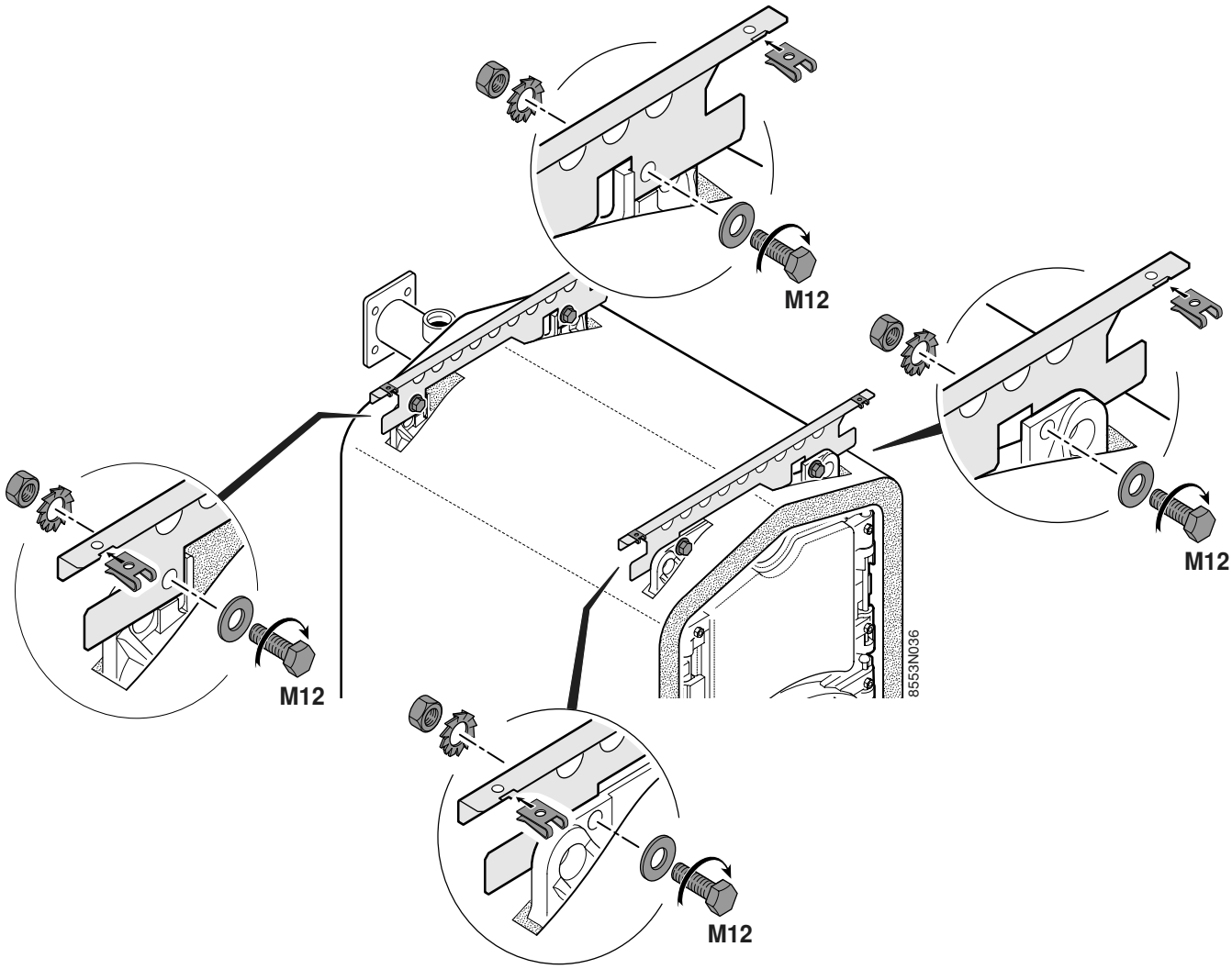

35

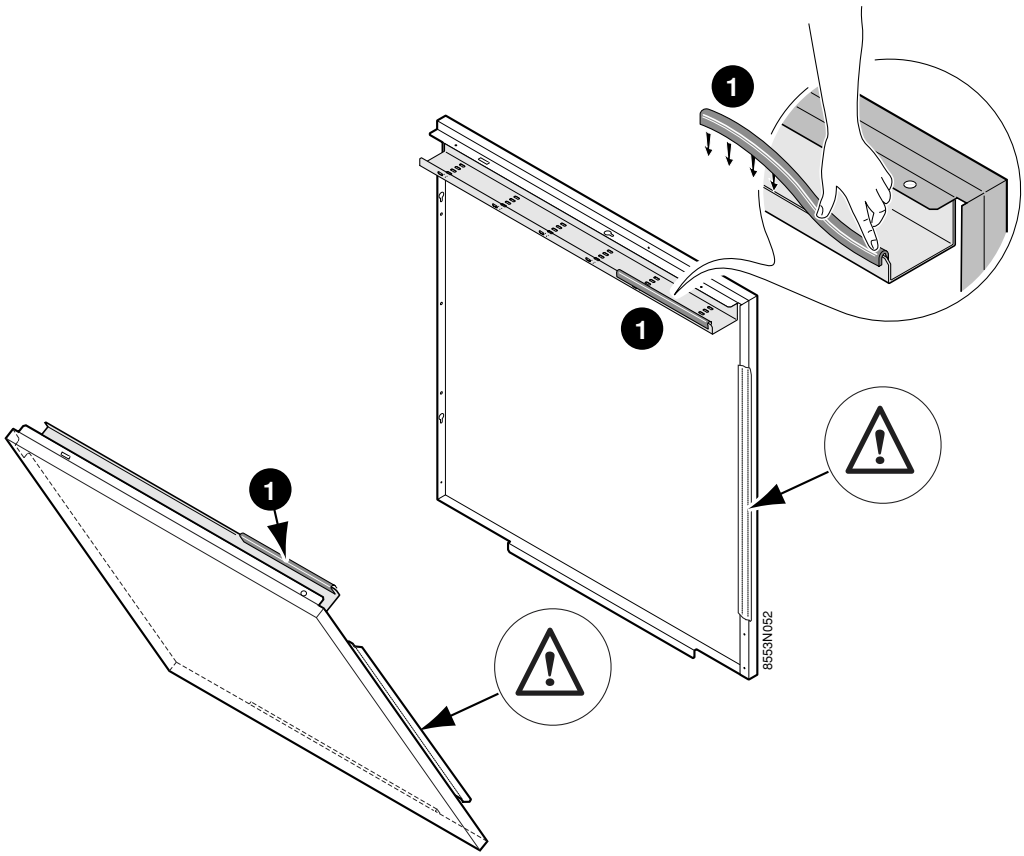

36

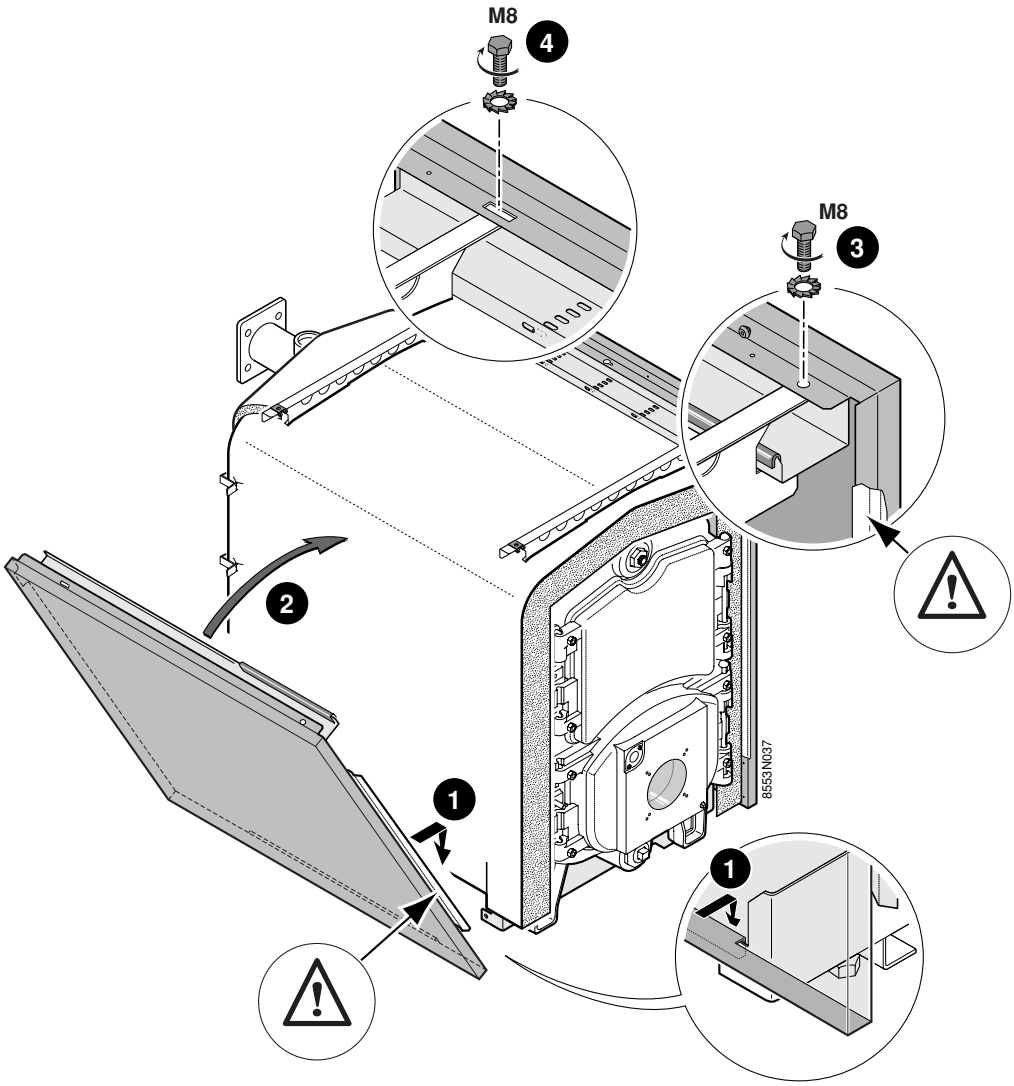

37

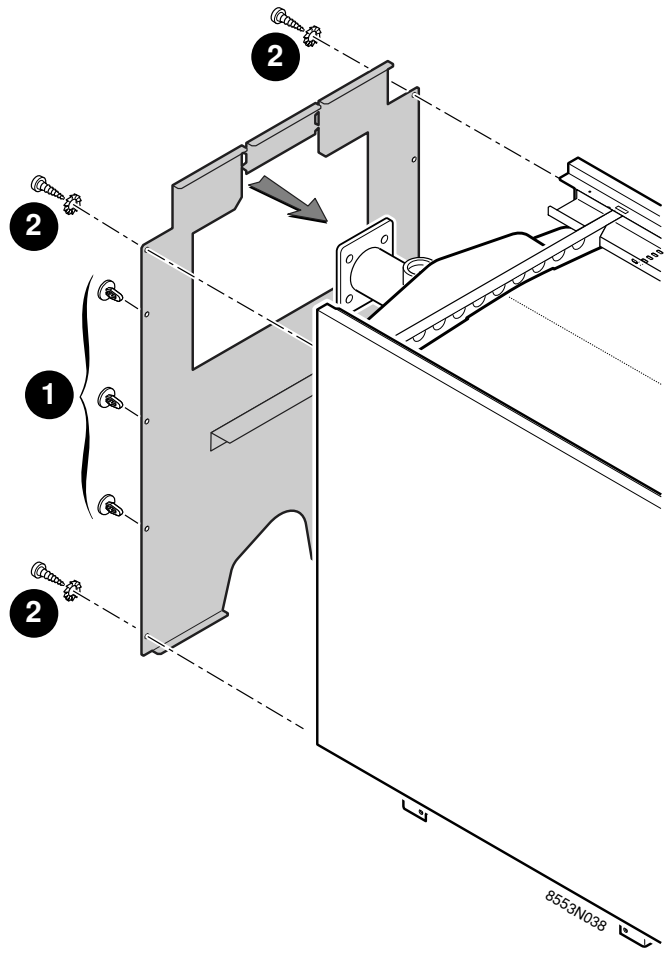

38

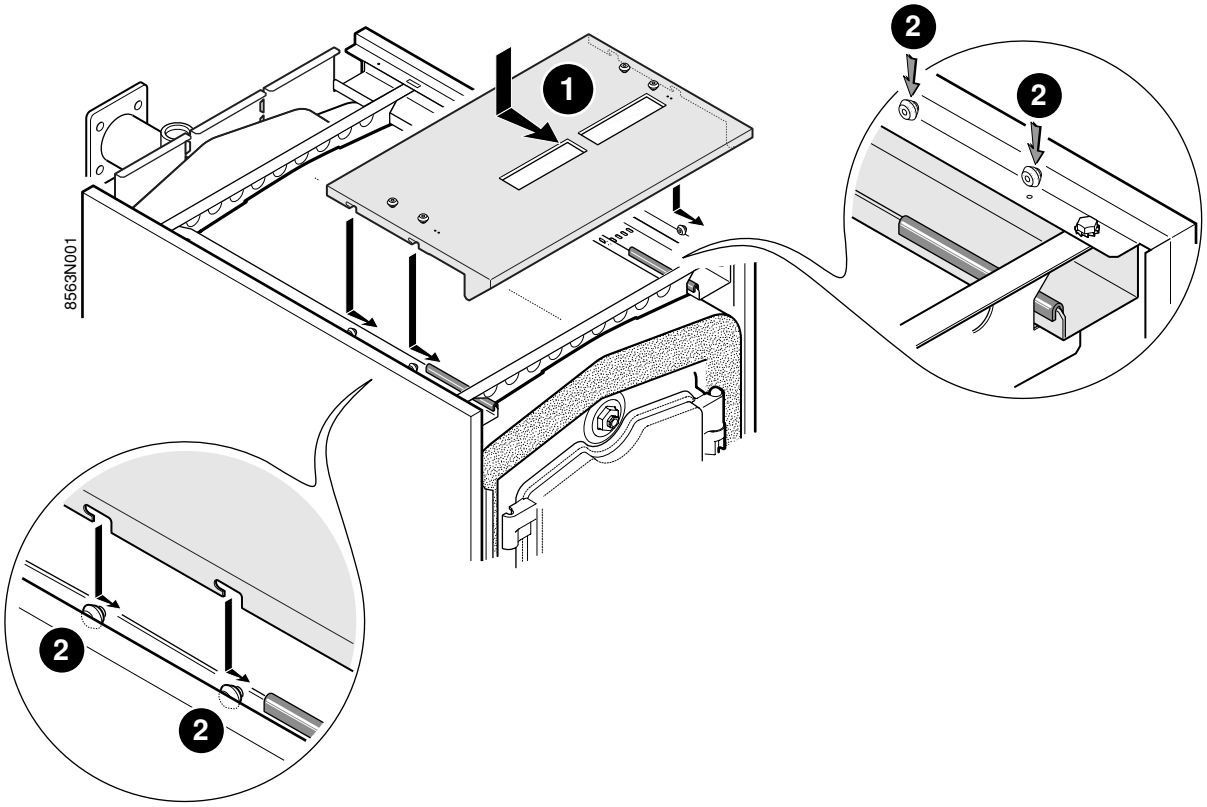

39

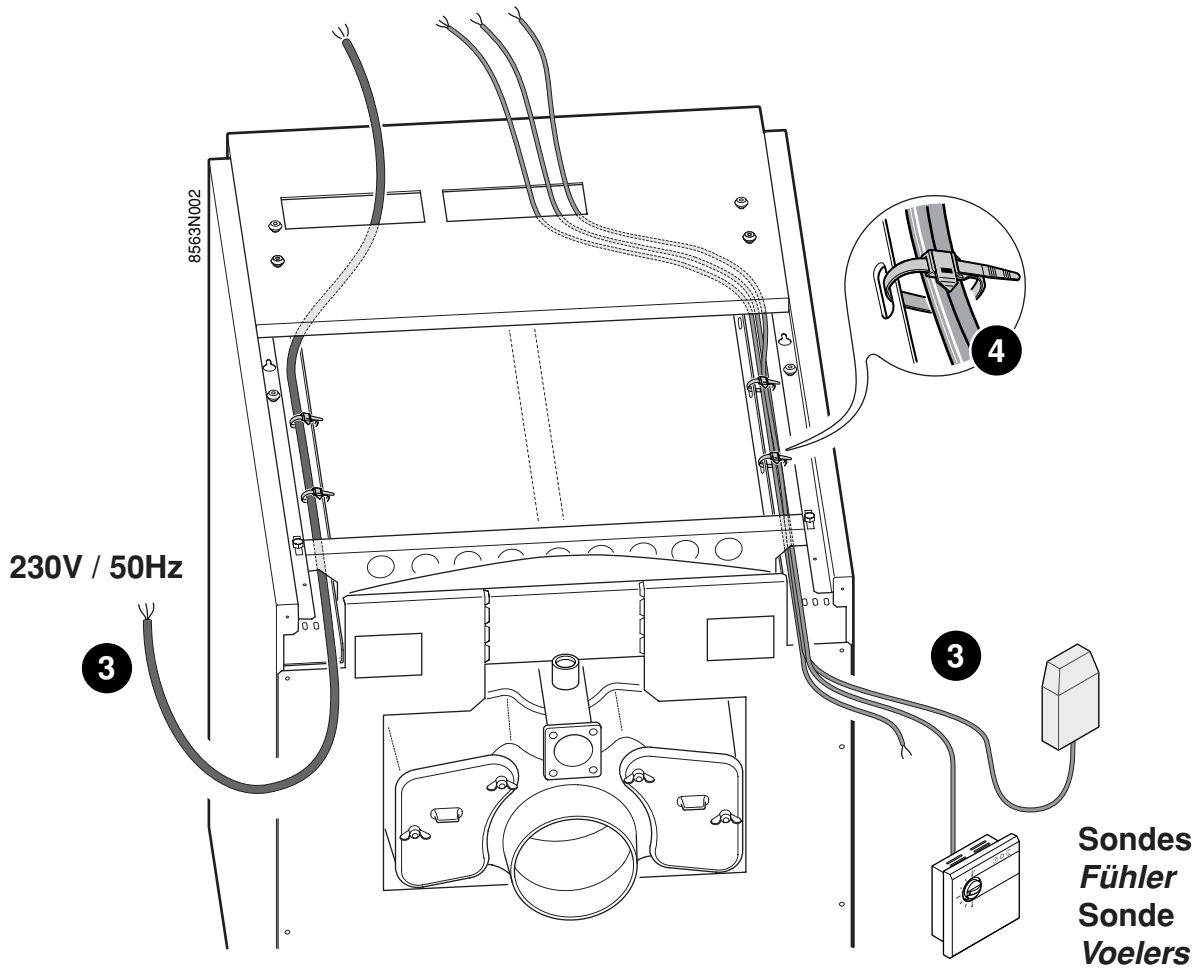
8563N002
230V / 50Hz
3
3
4
Sondes
Fühler
Sonde
Voelers

40

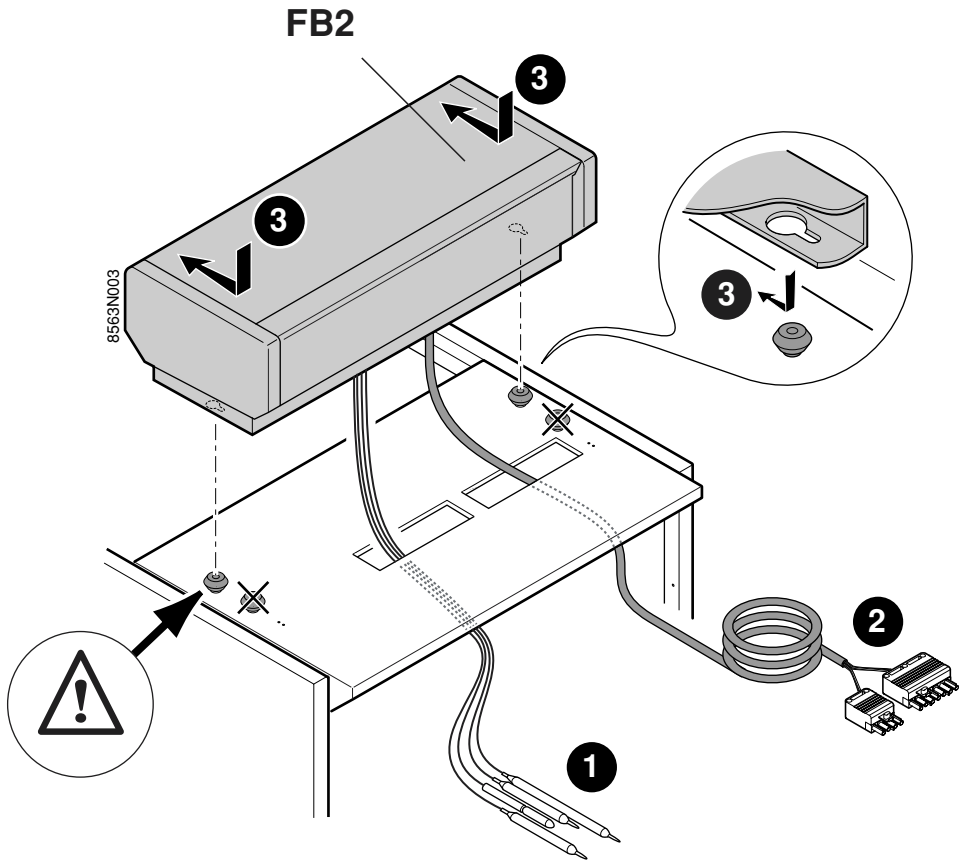
FB2
8563N003
3
3
3
2
1

41

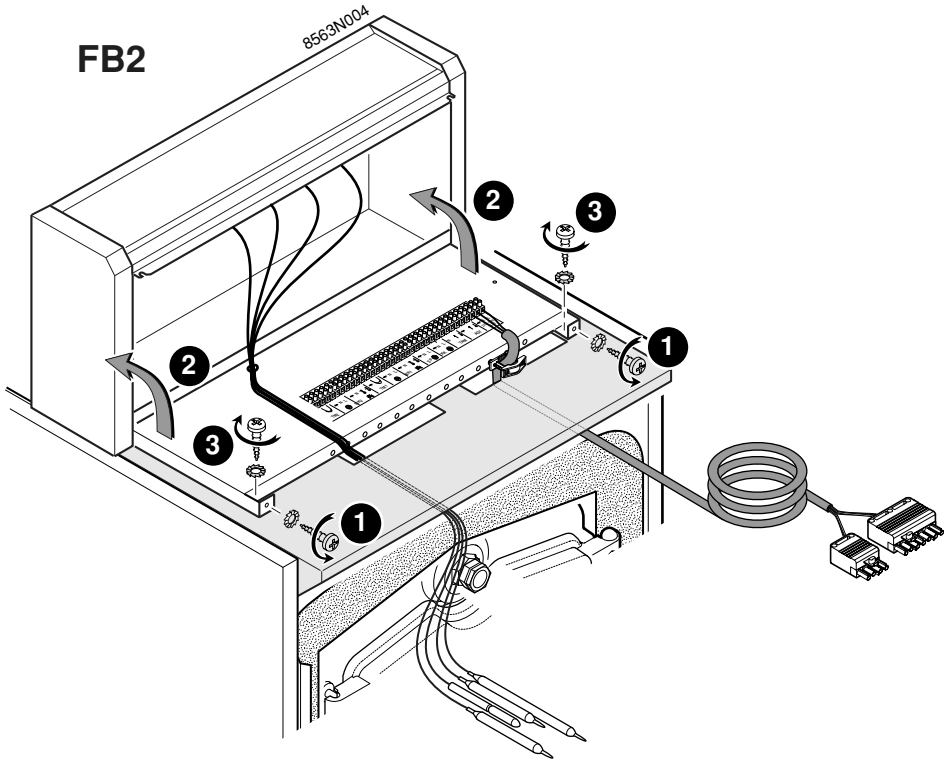

42

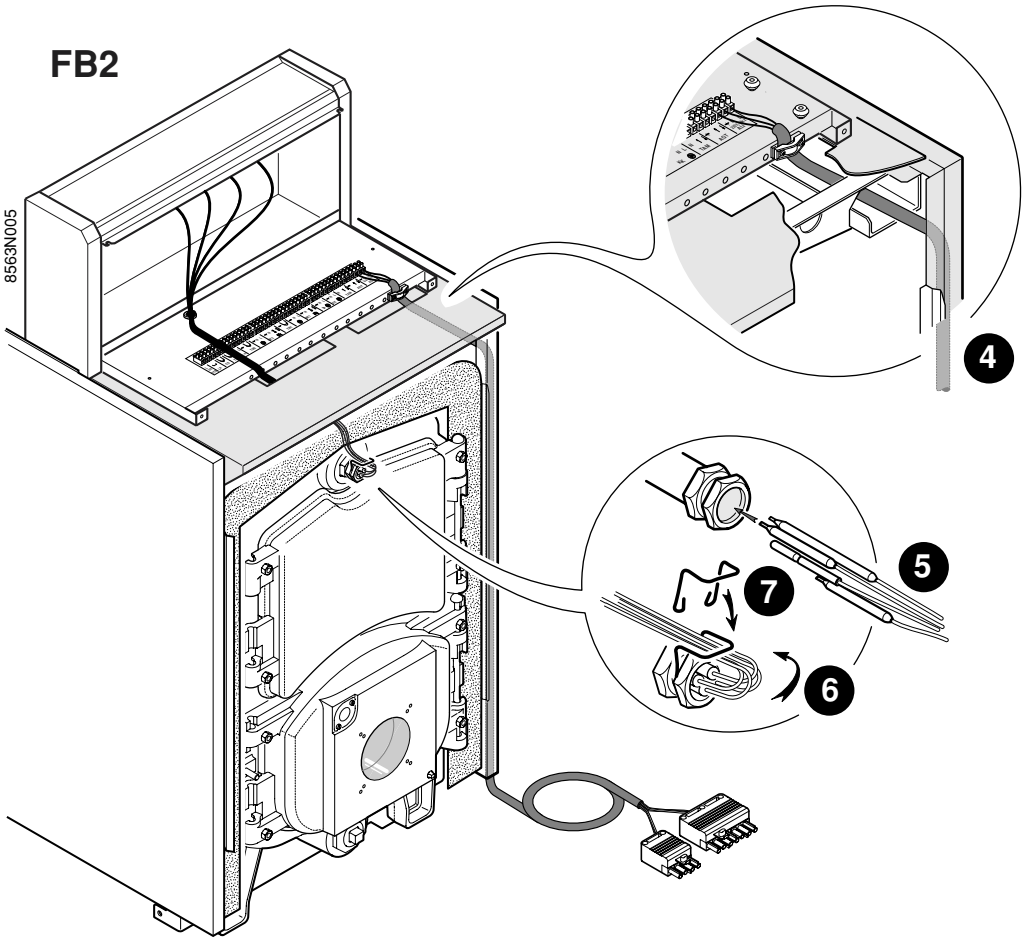

43

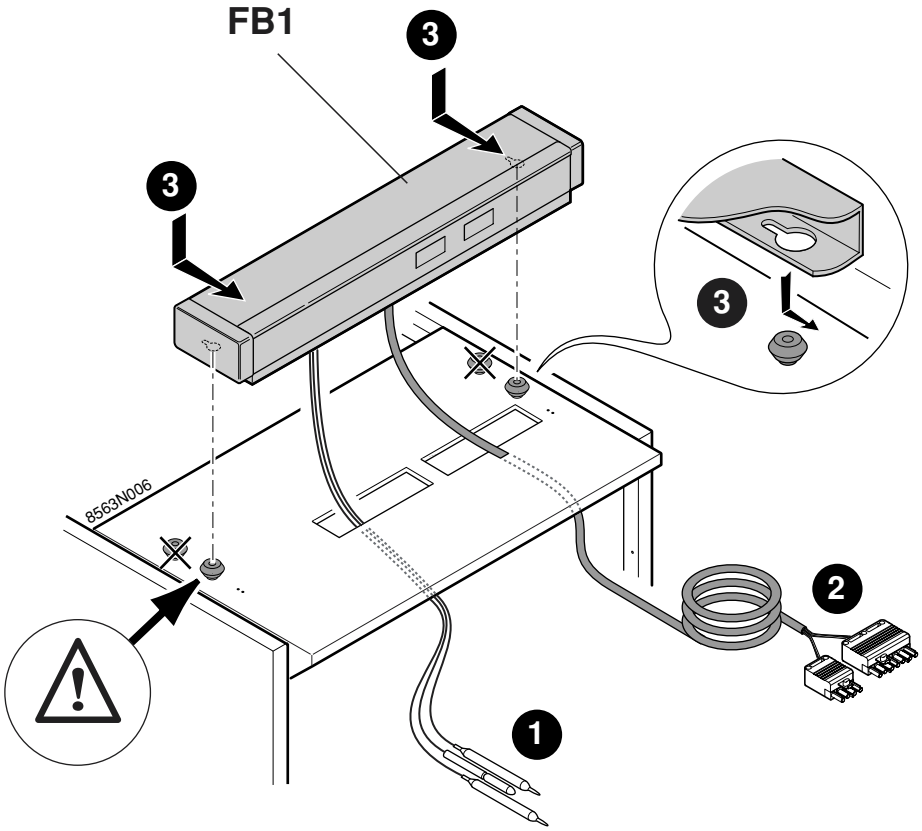

44

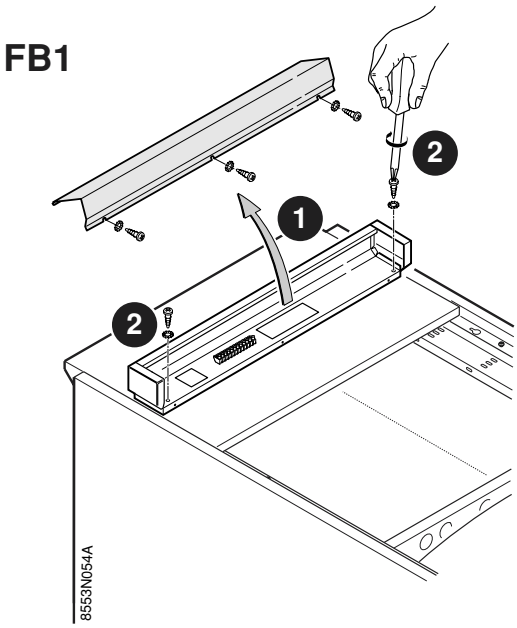

45 FB1

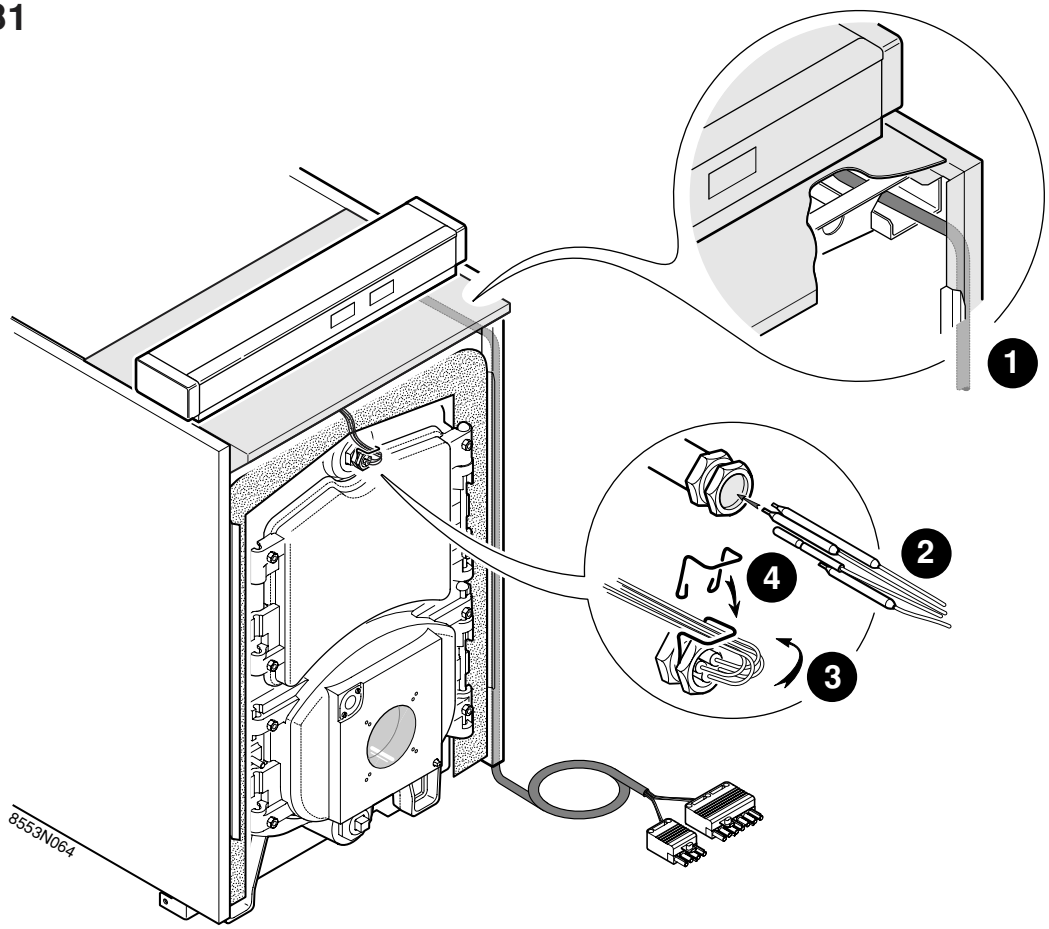

46

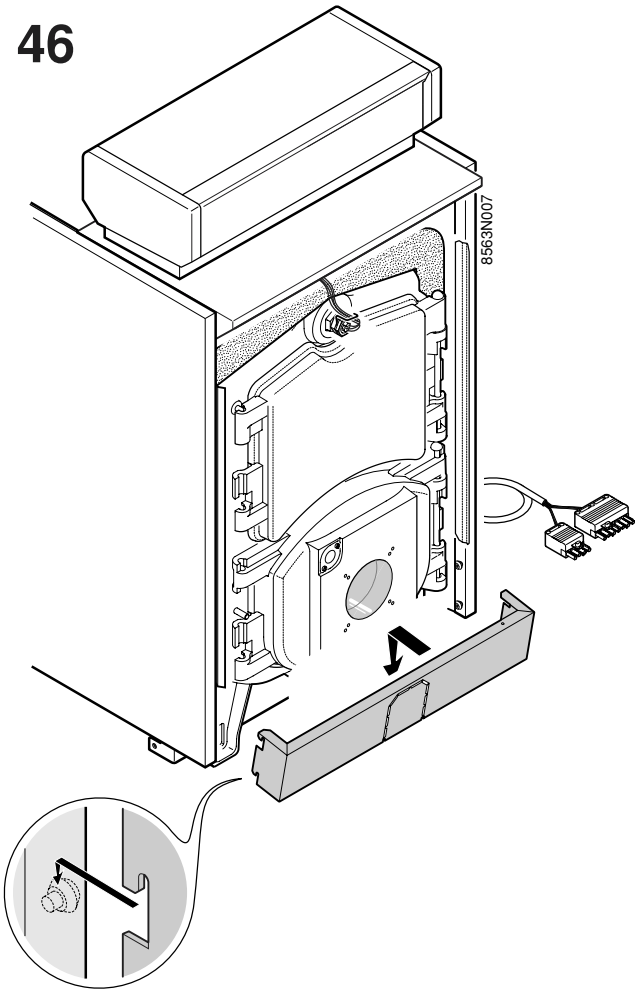

47

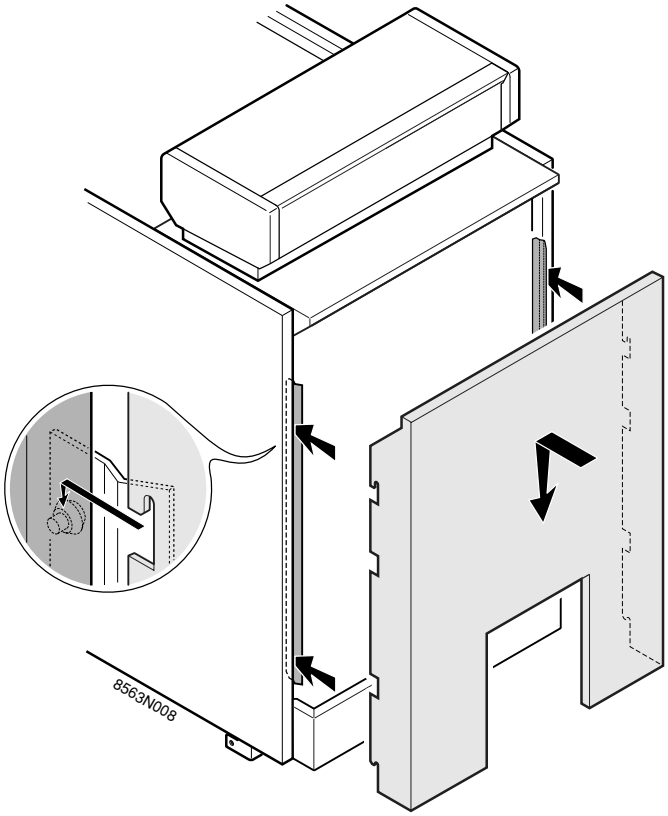

48

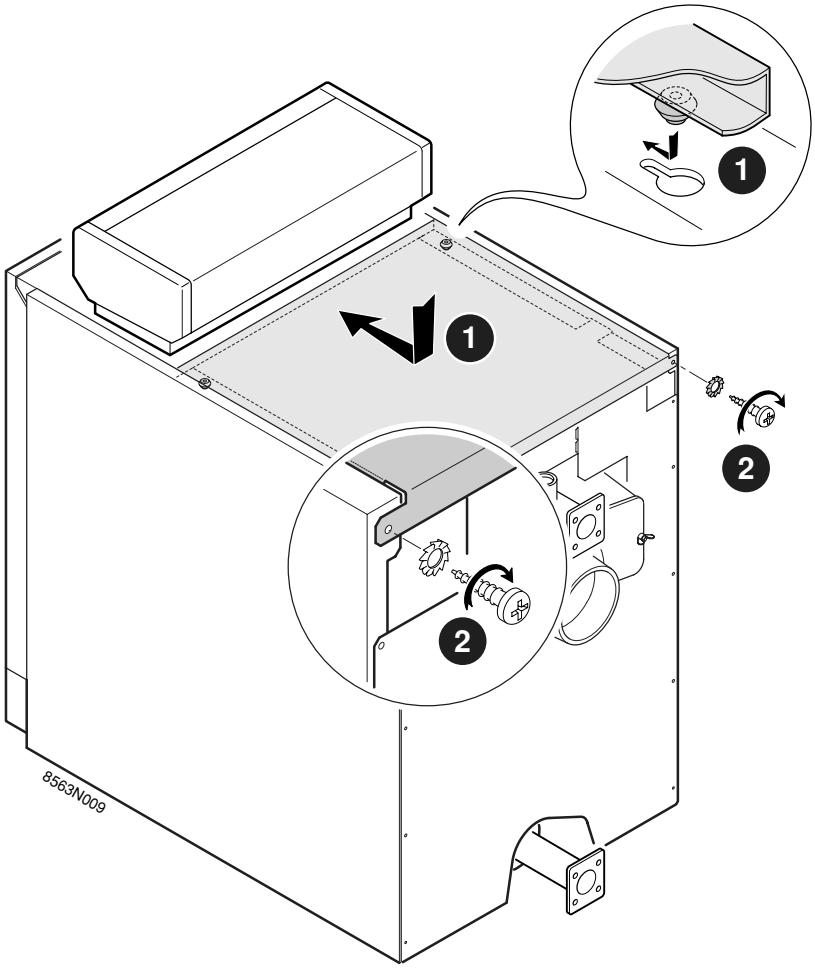

49

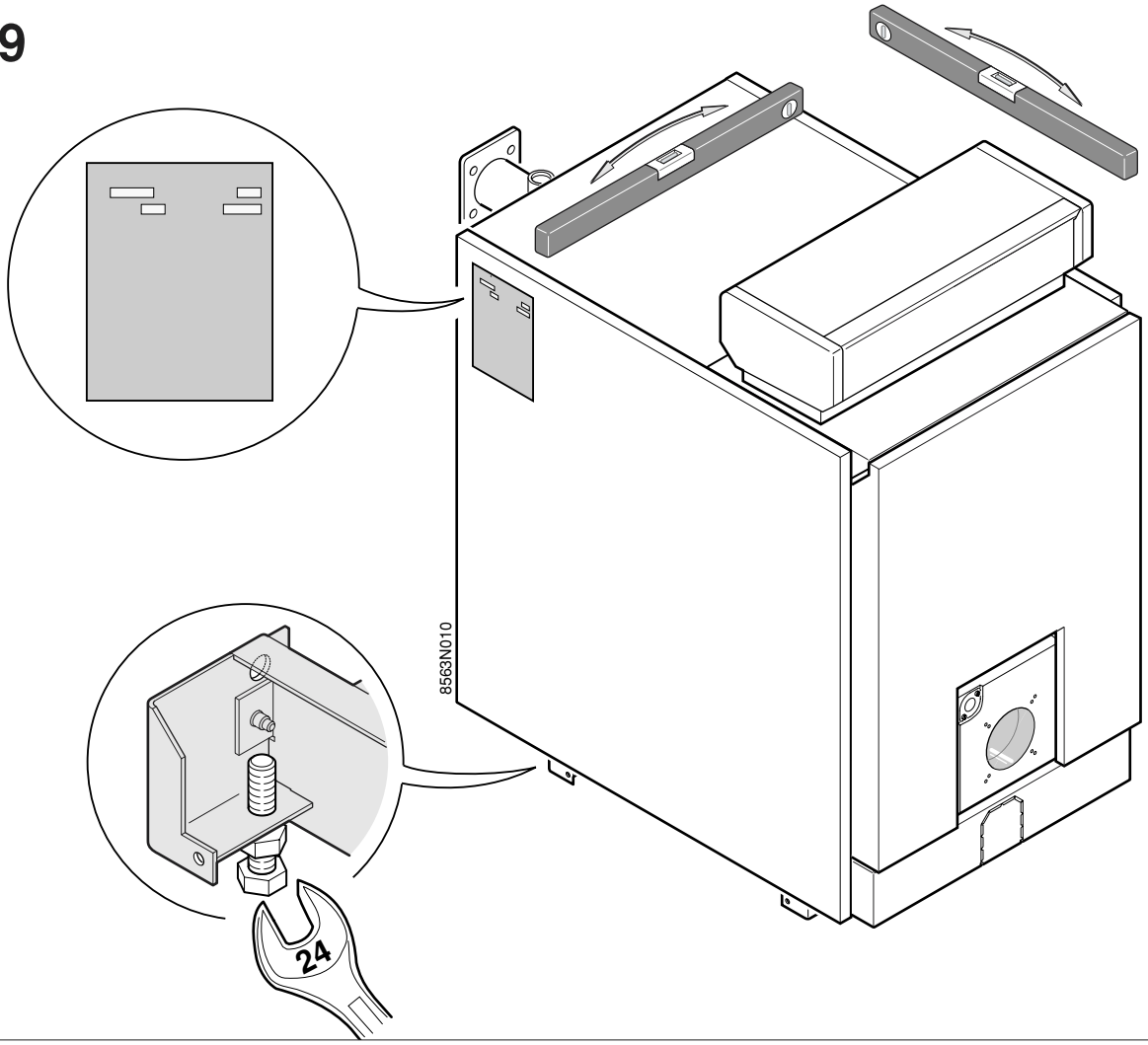

OERTLI

OERTLI THERMIQUE S.A.S.

www.oertli.fr



Direction des Ventes France
Z.I. de Vieux-Thann
2, avenue Josué Heilmann B.P. 16
F-68801 Thann Cedex
03 89 37 00 84
03 89 37 32 74

Assistance Technique
01 56 70 45 32
01 56 70 45 33
01 49 70 45 34
01 46 86 13 04
assistance.technique@oertli.fr

OERTLI ROHLEDER WÄRMETECHNIK GmbH

www.oertli.de

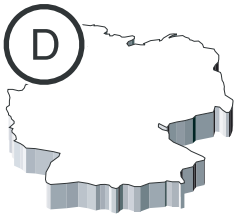

Raiffeisenstraße 3
D-71696 MÖGLINGEN
07141 24 54 0
07141 24 54 88
info@oertli.de

OERTLI DISTRIBUTION BELGIQUE N.V. S.A.

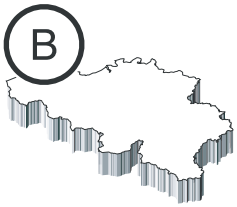

Park Ragheno
Dellingstraat 34
B-2800 MECHELEN
015 - 45 18 30
015 - 45 18 34
general.odb@skynet.be

OERTLI SERVICE AG

www.oertli-service.ch

Service technique
Technische Abteilung
Servizio tecnico

Bahnstraße 24
CH-8603 SCHWERZENBACH
01 806 41 41
01 806 41 00
info@oertli-service.ch

VESCAL S.A. Systèmes de chauffage

www. heizen.ch

Service commercial
Verkaufsbüro
Servizio commerciale

Z.I. de la Veyre, St-Légier
CH-1800 VEVEY 1
021 943 02 22
021 943 02 33
info@vescal.ch

OERTLI THERMIQUE S.A.S.

S.A.S. au capital de 7 666 682 946 850 898 RCS Mulhouse
Z.I. de Vieux-Thann
2, avenue Josué Heilmann B.P. 16
F-68801 Thann Cedex
+33 3 89 37 00 84
+33 3 89 37 32 74

La Société OERTLI THERMIQUE S.A.S., ayant le souci de la qualité de ses produits, cherche en permanence à les améliorer.
Elle se réserve donc le droit, à tout moment de modifier les caractéristiques indiquées dans ce document.

Technische Änderungen vorbehalten.

De firma OERTLI THERMIQUE S.A.S. waarborgt de kwaliteit van de produkten en probeert deze steeds te verbeteren.
Zij heeft dus het recht de in dit document opgegeven kenmerken op ieder moment te wijzigen.

La società OERTLI THERMIQUE S.A.S. opera con l'obiettivo di un continuo miglioramento della qualità dei propri prodotti.
Pertanto si riserva il diritto di modificare in qualunque momento le caratteristiche riportate nel presente documento.

In the interest of customers, OERTLI THERMIQUE S.A.S. are continuously endeavouring to make improvements in product quality.
All the specifications stated in this document are therefore subject to change without notice.

ADOE001K 01.2004